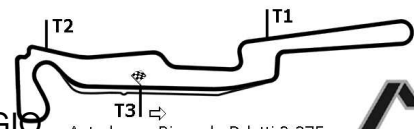


Autodromo Riccardo Paletti 2.375m.



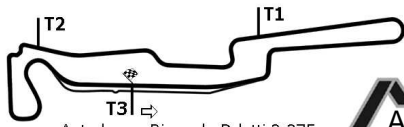
**ANALISI DEI TEMPI PROVE LIBERE POMERIGGIO**



Autodromo Riccardo Paletti 2.375m.




GIRO	VEL	SETT.1	SETT.2	FINISH	TEMPO	GIRO	VEL	SETT.1	SETT.2	FINISH	TEMPO
<b>3 AGOSTINI Riccardo</b>						56)		3'49.485	19.757	24.846	<b>4'34.088</b>
PREMA						57)		32.557	16.510	22.778	<b>1'11.845</b>
FORMULA ABAR						58)		30.189	15.746	23.140	<b>1'09.075</b>
1)	11'49.098	20.926	28.735		<b>1'29.321</b>	59)		29.404	15.488	22.036	<b>1'06.928</b>
2)	36.337	20.590	27.833		<b>1'24.760</b>	60)		29.499	15.554	21.756	<b>1'06.809</b>
3)	35.177	20.134	27.505		<b>1'22.816</b>	61)		29.185	15.223	21.527	<b>1'05.935</b>
4)	34.696	20.140	30.113		<b>1'24.949</b>	62)		29.001	15.281	21.690	<b>1'05.972</b>
5)	34.991	19.850	27.743		<b>1'22.584</b>						
6)	35.632	20.785	27.559		<b>1'23.976</b>						
7)	35.512	20.109	27.703		<b>1'23.324</b>						
8)	35.008	19.689	27.385		<b>1'22.082</b>						
9)	35.728	19.815	28.147		<b>1'23.690</b>						
10)	36.962	19.618	27.247		<b>1'23.827</b>						
11)	35.111	19.402	27.102		<b>1'21.615</b>						
12)	35.123				<b>1'21.742</b>						
13)	34.517	19.512	33.230		<b>1'27.259</b> B						
14)	12'22.438	20.925	28.055		<b>13'11.418</b>						
15)	1'58.795	19.819	27.137		<b>2'45.751</b>						
16)	37.313	19.878	27.403		<b>1'24.594</b>						
17)	1'55.623		1'48.211		<b>2'42.398</b>						
18)	34.064	19.298	26.920		<b>1'20.282</b>						
19)	34.813	22.243	30.776		<b>1'27.832</b>						
20)	34.288				<b>1'20.513</b>						
21)	41.005	19.961	26.841		<b>1'27.807</b>						
22)	35.832	19.616	26.868		<b>1'22.316</b>						
23)	33.954	19.343	26.421		<b>1'19.718</b>						
24)	39.553	21.858	28.530		<b>1'29.941</b>						
25)	34.614	20.098	26.274		<b>1'20.986</b>						
26)	34.238				<b>1'19.755</b>						
27)	34.155	19.006	29.002		<b>1'22.163</b> B						
28)	18'04.260	21.385	27.452		<b>18'53.097</b>						
29)	34.939	19.671	26.290		<b>1'20.900</b>						
30)	34.032	18.936	26.255		<b>1'19.223</b>						
31)	37.020	19.152	26.565		<b>1'22.737</b>						
32)	34.102	19.756	26.319		<b>1'20.177</b>						
33)	34.075	19.146	30.128		<b>1'23.349</b> B						
34)	23'06.213	21.189	28.215		<b>:23'55.617</b>						
35)	34.384	17.959	26.212		<b>1'18.555</b>						
36)	13'45.727	16.988	23.037		<b>14'25.752</b>						
37)	30.181	16.066	22.399		<b>1'08.646</b>						
38)	37.695	16.642	22.552		<b>1'16.889</b>						
39)	30.038	16.205	22.453		<b>1'08.696</b>						
40)	29.725	15.641	22.016		<b>1'07.382</b>						
41)	29.621	16.284	22.427		<b>1'08.332</b>						
42)	29.488	15.513	21.876		<b>1'06.877</b>						
43)	29.301	15.629	22.001		<b>1'06.931</b>						
44)	12'36.027	19.041	25.690		<b>13'20.758</b>						
45)	36.187	17.247	25.123		<b>1'18.557</b>						
46)	47.582	17.478	28.920		<b>1'33.980</b> B						
47)	5'12.745	18.352	24.158		<b>5'55.255</b>						
48)	31.293	16.285	22.615		<b>1'10.193</b>						
49)	33.574	19.972	26.286		<b>1'19.832</b>						
50)					<b>1'09.444</b>						
51)					<b>1'08.191</b>						
52)					<b>1'06.738</b>						
53)					<b>1'11.691</b>						
54)					<b>1'06.486</b>						
55)					<b>1'11.978</b> B						



Autodromo Riccardo Paletti 2.375m.



ANALISI DEI TEMPI PROVE LIBERE POMERIGGIO



Autodromo Riccardo Paletti 2.375m.



GIRO VEL SETT.1 SETT.2 FINISH TEMPO

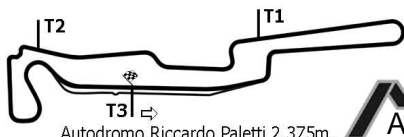
GIRO VEL SETT.1 SETT.2 FINISH TEMPO

**5 LIBERATI Edoardo**

PREMA FORMULA 3

1)	1'31.087	19.330	26.196	<b>1'19.188</b>
2)	32.975	18.996	25.874	<b>1'17.845</b>
3)	32.854	18.628	25.736	<b>1'17.218</b>
4)	32.343	18.837	26.757	<b>1'17.937</b>
5)	32.673	18.637	25.799	<b>1'17.109</b>
6)	32.970	18.879	26.265	<b>1'18.114</b>
7)	32.881	19.120	25.804	<b>1'17.805</b>
8)	33.374	19.483	25.914	<b>1'18.771</b>
9)	33.393	20.239	31.865	<b>1'25.497</b> B
10)	10'32.438	22.478	29.343	<b>11'24.259</b>
11)	34.932	20.528	28.382	<b>1'23.842</b>
12)	38.034	19.745	26.769	<b>1'24.548</b>
13)	36.232	20.787	27.406	<b>1'24.425</b>
14)	35.859	20.880	32.192	<b>1'28.931</b> B
15)	7'28.673	19.995	28.794	<b>8'17.462</b>
16)	33.390	19.439	26.974	<b>1'19.803</b>
17)	33.753	19.949	26.269	<b>1'19.971</b>
18)	34.067	18.950	30.862	<b>1'23.879</b> B
19)				<b>5'49.864</b>
20)	12'33.736	20.243	26.087	<b>13'20.066</b>
21)	33.044	18.887	27.207	<b>1'19.138</b>
22)	35.569	18.819	25.547	<b>1'19.935</b>
23)	33.487	19.643	26.167	<b>1'19.297</b>
24)	33.335	18.498	25.107	<b>1'16.940</b>
25)	32.482	18.218	25.034	<b>1'15.734</b>
26)	32.519	18.389	24.921	<b>1'15.829</b>
27)	32.418	18.214	25.850	<b>1'16.482</b>
28)	34.162	18.446	26.043	<b>1'18.651</b>
29)	32.844	18.384	26.433	<b>1'17.661</b>
30)	32.362	18.552	25.101	<b>1'16.015</b>
31)	33.538	18.170	24.775	<b>1'16.483</b>
32)	33.065	17.941	24.841	<b>1'15.847</b>
33)	33.615	19.452	31.479	<b>1'24.546</b> B
34)	9'32.016	18.664	34.952	<b>10'25.632</b> B
35)	5'43.446	18.430	25.110	<b>6'26.986</b>
36)	32.168	18.107	25.019	<b>1'15.294</b>
37)	32.580	18.838	24.980	<b>1'16.398</b>
38)	32.429	18.001	24.763	<b>1'15.193</b>
39)	33.396	18.023	25.603	<b>1'17.022</b>
40)	32.914	17.912	24.766	<b>1'15.592</b>
41)	32.173	17.914	25.093	<b>1'15.180</b>
42)	32.209	17.704	24.591	<b>1'14.504</b>
43)	31.960	17.330	24.531	<b>1'13.821</b>
44)	32.077	17.690	24.584	<b>1'14.351</b>
45)	33.381	18.841	30.169	<b>1'22.391</b> B
46)	22'35.866	17.529	24.370	<b>23'17.765</b>
47)	30.724	16.753	23.608	<b>1'11.085</b>
48)	30.405	16.279	23.384	<b>1'10.068</b>
49)	31.154	17.106	23.883	<b>1'12.143</b>
50)	30.513	16.331	23.022	<b>1'09.866</b>
51)	30.346	16.164	22.997	<b>1'09.507</b>
52)	35.063	16.847	27.393	<b>1'19.303</b> B
53)	32'17.247	17.722	23.496	<b>32'58.465</b>
54)	29.818	15.886	21.888	<b>1'07.592</b>
55)	34.210	17.393	22.052	<b>1'13.655</b>

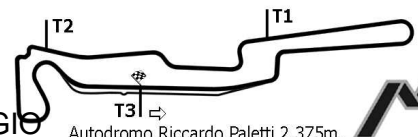
GIRO	VEL	SETT.1	SETT.2	FINISH	TEMPO	GIRO	VEL	SETT.1	SETT.2	FINISH	TEMPO
56)		28.925	15.383	31.508	<b>1'15.816</b> B						
57)	11'39.721		18.244	23.546	<b>12'21.511</b>						
58)		29.767	15.533	21.658	<b>1'06.958</b>						
59)		28.749	15.134	22.028	<b>1'05.911</b>						
60)		28.474	14.960	21.231	<b>1'04.665</b>						
61)		28.412	14.834	43.438	<b>1'26.684</b> B						
62)					<b>4'50.719</b> B						
63)		6.122	15.309	27.301	<b>48.732</b> B						
64)	10'43.265		16.333	22.050	<b>11'21.648</b>						
65)		28.902	14.955	21.334	<b>1'05.191</b>						
66)		28.847	15.151	21.388	<b>1'05.386</b>						
67)		32.231	19.561	32.894	<b>1'24.686</b> B						
68)	5'09.116		14.997	21.368	<b>5'45.481</b>						
69)		28.492	15.269	21.269	<b>1'05.030</b>						
70)		28.358	14.851	20.961	<b>1'04.170</b>						
71)		28.303	14.849	20.966	<b>1'04.118</b>						
72)					<b>1'04.033</b>						
73)					<b>1'04.665</b>						
74)					<b>1'04.104</b>						
75)					<b>1'11.508</b> B						
76)	5'00.156	15.003	20.973		<b>5'36.132</b>						
77)		28.307	15.255	21.043	<b>1'04.605</b>						
78)		28.223	14.770	20.969	<b>1'03.962</b>						
79)		28.630	14.722	20.851	<b>1'04.203</b>						
80)		28.746	15.660	28.993	<b>1'13.399</b>						
81)		28.676	1'02.898	21.868	<b>1'53.442</b>						
82)		28.432	14.923	20.950	<b>1'04.305</b>						
83)		30.797	15.629	26.839	<b>1'13.265</b> B						



Autodromo Riccardo Paletti 2.375m.



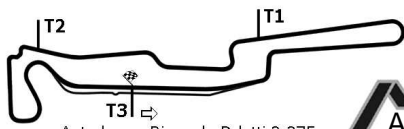
ANALISI DEI TEMPI PROVE LIBERE POMERIGGIO



Autodromo Riccardo Paletti 2.375m.



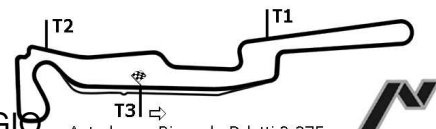
GIRO	VEL	SETT.1	SETT.2	FINISH	TEMPO	GIRO	VEL	SETT.1	SETT.2	FINISH	TEMPO
<b>7 CUNILL Jordie</b>						56)					<b>1'05.751</b>
PREMA	FORMULA ABAR					57)					<b>1'06.526</b>
1)	10'30.369	20.979	46.104		<b>1'50.391</b>	58)					<b>1'05.845</b>
2)	47.675	20.887	28.189		<b>1'36.751</b>	59)					<b>1'05.768</b>
3)	39.372	20.649	27.442		<b>1'27.463</b>	60)					<b>1'07.463 B</b>
4)	35.370	20.488	2'43.727		<b>3'39.585 B</b>	61)	3'06.310	17.839	24.199		<b>3'48.348</b>
5)	20'56.898	21.531	28.925		<b>21'47.354</b>	62)	32.078	16.110	22.055		<b>1'10.243</b>
6)	35.870	20.407	27.815		<b>1'24.092</b>	63)	29.801	15.714	21.929		<b>1'07.444</b>
7)	35.061	19.938	26.988		<b>1'21.987</b>	64)	29.105	15.241	21.377		<b>1'05.723</b>
8)	34.454	20.245	26.993		<b>1'21.692</b>	65)	29.096	15.160	21.318		<b>1'05.574</b>
9)	33.982	19.680	27.116		<b>1'20.778</b>	66)	29.080	15.594	21.799		<b>1'06.473</b>
10)	35.090	19.705	26.747		<b>1'21.542</b>	67)	29.326	15.244	21.391		<b>1'05.961</b>
11)	34.474	19.550	27.530		<b>1'21.554</b>	68)	29.140	15.156	21.462		<b>1'05.758</b>
12)	34.867	19.621	26.746		<b>1'21.234</b>						
13)	34.106	19.378	26.119		<b>1'19.603</b>						
14)	34.012	19.282	26.191		<b>1'19.485</b>						
15)	34.162	19.696	26.317		<b>1'20.175</b>						
16)	33.954	19.406	25.946		<b>1'19.306</b>						
17)	36.614	19.635	29.483		<b>1'25.732 B</b>						
18)	38'09.912	20.227	26.533		<b>38'56.672</b>						
19)	34.494	19.057	26.097		<b>1'19.648</b>						
20)	33.852	22.344	26.335		<b>1'22.531</b>						
21)	33.858	19.137	25.906		<b>1'18.901</b>						
22)	33.538	18.905	25.685		<b>1'18.128</b>						
23)	33.435	19.213	36.988		<b>1'29.636</b>						
24)	33.544	18.827	25.698		<b>1'18.069</b>						
25)	33.430	18.523	25.581		<b>1'17.534</b>						
26)	33.339	18.419	25.582		<b>1'17.340</b>						
27)	37.168	18.483	25.263		<b>1'20.914</b>						
28)	33.476	18.361	30.771		<b>1'22.608 B</b>						
29)	12'08.950	18.888	25.386		<b>12'53.224</b>						
30)	32.829	17.826	24.578		<b>1'15.233</b>						
31)	32.335	17.399	24.021		<b>1'13.755</b>						
32)	32.069	17.297	23.952		<b>1'13.318</b>						
33)	31.866	17.076	23.708		<b>1'12.650</b>						
34)	31.586	17.137	24.689		<b>1'13.412</b>						
35)	31.570	17.374	23.538		<b>1'12.482</b>						
36)	31.361	16.622	23.541		<b>1'11.524</b>						
37)	31.238	16.627	23.355		<b>1'11.220</b>						
38)	31.251	16.602	23.595		<b>1'11.448</b>						
39)	38.250	21.056	27.533		<b>1'26.839 B</b>						
40)	37'29.209	21.584	25.186		<b>38'15.979</b>						
41)	32.122	16.694	22.985		<b>1'11.801</b>						
42)	29.791	16.409	32.424		<b>1'18.624 B</b>						
43)	11'46.738	16.922	23.298		<b>12'26.958</b>						
44)	30.191	16.135	22.016		<b>1'08.342</b>						
45)	30.915	15.644	21.963		<b>1'08.522</b>						
46)	29.624	15.576	21.883		<b>1'07.083</b>						
47)	29.801	15.629	23.298		<b>1'08.728 B</b>						
48)	14'20.309	18.339	27.948		<b>15'06.596</b>						
49)	38.961	16.151	22.084		<b>1'17.196</b>						
50)	29.537	15.367	21.730		<b>1'06.634</b>						
51)	29.078	15.578	21.421		<b>1'06.077</b>						
52)	29.226	15.354	24.209		<b>1'08.789 B</b>						
53)	7'55.137	16.191	21.986		<b>8'33.314</b>						
54)	33.408	15.524	21.620		<b>1'10.552</b>						
55)					<b>1'06.250</b>						



Autodromo Riccardo Paletti 2.375m.



## ANALISI DEI TEMPI PROVE LIBERE POMERIGGIO



Autodromo Riccardo Paletti 2.375m.



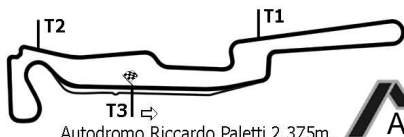
GIRO VEL SETT.1 SETT.2 FINISH TEMPO

GIRO VEL SETT.1 SETT.2 FINISH TEMPO


### 10 TORTA Matteo

ALAN RACING FORMULA ABAR

1)	8'06.377	23.048	31.445	<b>7'37.147</b>
2)	39.507	22.337	30.535	<b>1'32.379</b>
3)	38.067	21.499	29.612	<b>1'29.178</b>
4)	39.262	24.371	38.269	<b>1'41.902</b> B
5)	6'10.304	23.070	31.886	<b>7'05.260</b>
6)	38.149	22.564	30.534	<b>1'31.247</b>
7)	38.665	22.152	29.643	<b>1'30.460</b>
8)	38.384			<b>1'32.614</b>
9)	38.072	22.003	29.692	<b>1'29.767</b>
10)	38.179			<b>6'56.767</b> B
11)	6'14.661	22.629	30.786	<b>7'08.076</b>
12)	38.093	22.117	30.595	<b>1'30.805</b>
13)	37.499			<b>1'29.027</b>
14)	36.862			<b>1'28.861</b>
15)	36.256			<b>1'26.521</b>
16)	36.314	21.493	30.116	<b>1'27.923</b>
17)	36.889			<b>1'27.599</b>
18)	36.138			<b>1'25.636</b>
19)	36.538			<b>1'25.871</b>
20)	36.457			<b>1'25.185</b>
21)	35.492			<b>1'23.705</b>
22)	35.529			<b>1'23.526</b>
23)	37.549			<b>1'26.070</b>
24)	35.490			<b>1'24.364</b>
25)	36.479			<b>1'33.218</b> B
26)	6'37.652			<b>7'27.212</b>
27)	35.400			<b>1'24.123</b>
28)	36.467			<b>1'24.367</b>
29)	35.321			<b>1'22.624</b>
30)	38.708	21.466	28.213	<b>1'28.387</b>
31)	43.060	26.891	28.763	<b>1'38.714</b>
32)	35.630	19.991	27.319	<b>1'22.940</b>
33)	35.944			<b>1'25.717</b>
34)	35.470			<b>1'23.063</b>
35)	36.389			<b>1'31.136</b> B
36)	12'53.922			<b>13'42.743</b>
37)	35.585			<b>1'22.635</b>
38)	34.853			<b>1'23.050</b>
39)	35.164	19.602	26.848	<b>1'21.614</b>
40)	34.356	19.835	26.977	<b>1'21.168</b>
41)	35.586	19.788	28.827	<b>1'24.201</b>
42)	34.775			<b>1'21.177</b>
43)	34.851			<b>1'20.862</b>
44)	34.641			<b>1'20.443</b>
45)	35.880	21.469	33.041	<b>1'30.390</b> B



## ANALISI DEI TEMPI PROVE LIBERE POMERIGGIO



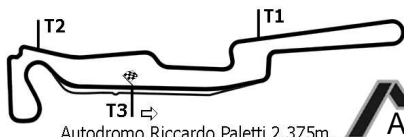
GIRO VEL SETT.1 SETT.2 FINISH TEMPO

GIRO VEL SETT.1 SETT.2 FINISH TEMPO


### 12 DAVENIA MATTEO

CRAM COMPETI FORMULA ABAR

1)	7'44.260	20.827	29.112	<b>1'27.726</b>
2)	39.095			<b>1'28.442</b>
3)	35.879			<b>1'24.906</b>
4)	35.378	20.124	27.713	<b>1'23.215</b>
5)	36.299	20.041	27.628	<b>1'23.968</b>
6)	35.606	29.956	28.255	<b>1'33.817</b>
7)	36.218	20.574	28.239	<b>1'25.031</b>
8)	35.583			<b>1'23.233</b>
9)	35.490	20.508	3'42.130	<b>4'38.128 B</b>
10)	12'38.636	20.915	29.672	<b>13'29.223</b>
11)	36.062	20.375	1'53.571	<b>2'50.008</b>
12)	35.484	20.474	28.516	<b>1'24.474</b>
13)	35.721	34.438	31.991	<b>1'42.150 B</b>
14)	25'44.557			<b>28'13.027</b>
15)	37.716	20.214	28.470	<b>1'26.400</b>
16)	50.135	20.519	28.183	<b>1'38.837</b>
17)	35.348	19.990	27.638	<b>1'22.976</b>
18)	35.165	19.807	27.518	<b>1'22.490</b>
19)	34.819	19.812	1'28.477	<b>2'23.108 B</b>
20)	26'34.331	23.415	28.241	<b>27'25.987</b>
21)	35.252	24.028	33.943	<b>1'33.223 B</b>
22)	2'05.430	19.659	27.023	<b>2'52.112</b>
23)	34.219	19.178	26.282	<b>1'19.679</b>
24)	34.158	18.810	26.172	<b>1'19.140</b>
25)	33.604	18.718	25.811	<b>1'18.133</b>
26)	33.117	18.349	25.476	<b>1'16.942</b>
27)	33.028	18.316	25.256	<b>1'16.600</b>
28)	33.437	18.568	29.879	<b>1'21.884 B</b>
29)	3'37.736	22.272	26.718	<b>4'26.726</b>
30)	33.437	18.068	37.404	<b>1'28.909</b>
31)	33.225	18.051	25.120	<b>1'16.396</b>
32)	32.556	17.861	24.867	<b>1'15.284</b>
33)	32.499	17.698	24.435	<b>1'14.632</b>
34)	32.091	17.602	24.187	<b>1'13.880</b>
35)	31.733	17.447	24.169	<b>1'13.349</b>
36)	31.748	17.129	24.164	<b>1'13.041</b>
37)	32.120	17.051	23.959	<b>1'13.130</b>
38)	31.753	17.306	24.046	<b>1'13.105</b>
39)	32.065	17.139	23.807	<b>1'13.011</b>
40)	31.717	17.199	23.837	<b>1'12.753</b>
41)	31.399	17.245	23.816	<b>1'12.460</b>
42)	31.830	17.899	28.055	<b>1'17.784 B</b>
43)	26'44.446	20.246	25.559	<b>27'30.251</b>
44)	31.993	16.912	23.467	<b>1'12.372</b>
45)	30.267	16.194	23.018	<b>1'09.479</b>
46)	30.172	15.863	22.391	<b>1'08.426</b>
47)	29.671	15.674	22.329	<b>1'07.674</b>
48)	29.385	15.602	22.212	<b>1'07.199</b>



## ANALISI DEI TEMPI PROVE LIBERE POMERIGGIO



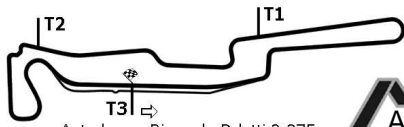
GIRO VEL SETT.1 SETT.2 FINISH TEMPO

GIRO VEL SETT.1 SETT.2 FINISH TEMPO

### 16 MATTEO Beretta

TP FORMULA FORMULA ABAR


1)	06'12.716	19.857	27.436	<b>1'23.682</b>
2)	34.563	18.916	26.333	<b>1'19.812</b>
3)	35.416	18.589	25.900	<b>1'19.905</b>
4)	33.108	18.458	25.587	<b>1'17.153</b>
5)	32.643	18.186	29.412	<b>1'20.241</b> B
6)	9'13.964	20.020	26.813	<b>10'00.797</b>
7)	33.069	18.072	24.865	<b>1'16.006</b>
8)	31.890	17.741	24.500	<b>1'14.131</b>
9)	31.902	18.069	30.668	<b>1'20.639</b> B
10)	6'46.999	20.572	25.907	<b>7'33.478</b>
11)	31.737	18.007	23.968	<b>1'13.712</b>
12)	31.236	17.886	23.879	<b>1'13.001</b>
13)	31.379	17.667	23.805	<b>1'12.851</b>
14)	32.968	18.661	28.423	<b>1'20.052</b> B
15)	7'22.011	22.412	27.339	<b>8'11.762</b>
16)	33.131	17.861	24.068	<b>1'15.060</b>
17)	31.974	16.959	23.491	<b>1'12.424</b>
18)	30.684	16.909	22.984	<b>1'10.577</b>
19)	30.048	16.290	22.688	<b>1'09.026</b>
20)	29.987	16.312	23.028	<b>1'09.327</b>
21)	30.748	16.181	22.418	<b>1'09.347</b>
22)				<b>29.757</b> B
23)	0.846	17.030	30.713	<b>48.589</b> B
24)	11'35.940	17.905	24.851	<b>12'18.696</b>
25)	31.687	16.432	22.334	<b>1'10.453</b>
26)	29.780	15.826	22.076	<b>1'07.682</b>
27)	29.705	16.730	22.187	<b>1'08.622</b>
28)	29.881	16.032	22.128	<b>1'08.041</b>
29)	29.764	15.998	22.045	<b>1'07.807</b>
30)	35.293	16.517	22.370	<b>1'14.180</b>
31)	29.895	15.867	22.115	<b>1'07.877</b>
32)	37.088	17.132	28.064	<b>1'22.284</b> B
33)	14'02.924	18.539	29.086	<b>14'50.549</b> B
34)	6'00.623	17.104	25.188	<b>6'42.915</b>
35)	30.100	15.924	22.065	<b>1'08.089</b>
36)	29.898	15.872	21.945	<b>1'07.715</b>
37)	29.434			<b>1'07.201</b>
38)				<b>1'07.635</b>
39)				<b>1'10.891</b> B
40)	4'42.168	19.328	25.483	<b>5'26.979</b>
41)	32.936	17.085	24.077	<b>1'14.098</b>
42)	31.586	16.220	22.623	<b>1'10.429</b>
43)	30.347	15.967	21.987	<b>1'08.301</b>
44)	29.407	15.711	21.910	<b>1'07.028</b>
45)	29.410	15.779	21.866	<b>1'07.055</b>
46)	29.257	15.821	21.825	<b>1'06.903</b>
47)	34.148	20.685	23.732	<b>1'18.565</b>
48)	29.594	15.793	21.816	<b>1'07.203</b>
49)	30.618	16.167	26.765	<b>1'13.550</b> B



Autodromo Riccardo Paletti 2.375m.



ANALISI DEI TEMPI PROVE LIBERE POMERIGGIO



Autodromo Riccardo Paletti 2.375m.



GIRO VEL SETT.1 SETT.2 FINISH TEMPO

GIRO VEL SETT.1 SETT.2 FINISH TEMPO

**18 MARCELLAN Cristiano**

EUROPA CORSE FORMULA ABAR

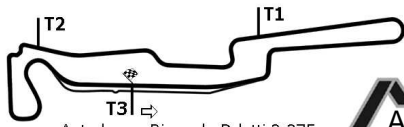
1)	15'58.961	21.192	34.724	<b>1'33.683</b>	B
2)	2'15.251	21.602	30.382	<b>3'07.235</b>	
3)	36.494	20.795	28.832	<b>1'26.121</b>	
4)	39.072	20.825	28.414	<b>1'28.311</b>	
5)	36.114	20.593	35.212	<b>1'31.919</b>	B
6)	44'38.382	20.887	52.257	<b>45'51.526</b>	
7)	37.965	20.254	28.555	<b>1'26.774</b>	
8)	35.318	20.275	27.508	<b>1'23.101</b>	
9)	38.698	20.034	28.922	<b>1'27.654</b>	
10)	35.176	19.870	26.987	<b>1'22.033</b>	
11)	35.041	20.354	28.563	<b>1'23.958</b>	
12)	34.624	19.628	26.852	<b>1'21.104</b>	
13)	38.779	19.645	27.243	<b>1'25.667</b>	
14)	34.592	46.128	33.056	<b>1'53.776</b>	B
15)	13'03.180	20.032	27.102	<b>13'50.314</b>	
16)	34.400	19.452	26.391	<b>1'20.243</b>	
17)	35.812	20.473	26.898	<b>1'23.183</b>	
18)	34.598	19.381	32.060	<b>1'26.039</b>	
19)	34.380	19.359	26.569	<b>1'20.308</b>	
20)	33.891	19.264	26.401	<b>1'19.556</b>	
21)	34.139	19.241	26.186	<b>1'19.566</b>	
22)	33.806	18.909	26.045	<b>1'18.760</b>	
23)	33.316	18.734	25.753	<b>1'17.803</b>	
24)	33.558	18.964	29.987	<b>1'22.509</b>	B
25)	8'02.171	19.139	25.767	<b>8'47.077</b>	
26)	33.249	18.160	25.392	<b>1'16.801</b>	
27)	33.177	18.424	25.462	<b>1'17.063</b>	
28)	32.539	17.369	24.809	<b>1'14.717</b>	
29)	32.574	17.484	24.657	<b>1'14.715</b>	
30)	32.796	17.361	24.561	<b>1'14.718</b>	
31)	32.123	17.091	24.258	<b>1'13.472</b>	
32)	31.961	16.996	24.722	<b>1'13.679</b>	
33)	31.718	16.967	24.021	<b>1'12.706</b>	
34)	32.756	16.991	23.866	<b>1'13.613</b>	
35)	31.583	16.669	23.587	<b>1'11.839</b>	
36)	33.859	17.460	25.442	<b>1'16.761</b>	
37)	31.416	16.669	27.466	<b>1'15.551</b>	B
38)	41'37.434	18.963	25.505	<b>42'21.902</b>	
39)	31.786	17.045	30.769	<b>1'19.600</b>	B
40)	11'22.360	17.009	23.235	<b>12'02.604</b>	
41)	30.164	16.363	22.557	<b>1'09.084</b>	
42)	29.880	15.853	22.192	<b>1'07.925</b>	
43)	29.561	16.158	23.455	<b>1'09.174</b>	
44)	29.614	15.950	22.596	<b>1'08.160</b>	
45)	29.575	15.743	21.829	<b>1'07.147</b>	
46)	29.313	15.608	21.984	<b>1'06.905</b>	
47)	29.082	15.731	21.940	<b>1'06.753</b>	
48)	29.528	16.018	22.042	<b>1'07.588</b>	
49)	29.216	16.294	26.812	<b>1'12.322</b>	B
50)	35'14.820	18.549	24.576	<b>35'57.945</b>	
51)	31.974	17.378	23.291	<b>1'12.643</b>	
52)	30.145	16.165	22.020	<b>1'08.330</b>	
53)	29.684	15.941	21.783	<b>1'07.408</b>	
54)	29.712	15.466	21.704	<b>1'06.882</b>	
55)	30.589	15.753	48.699	<b>1'35.041</b>	



---

*GIRO VEL SETT.1 SETT.2 FINISH TEMPO*

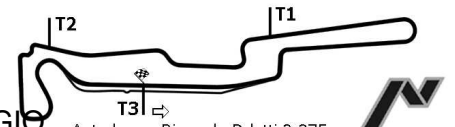
*GIRO VEL SETT.1 SETT.2 FINISH TEMPO*



Autodromo Riccardo Paletti 2.375m.



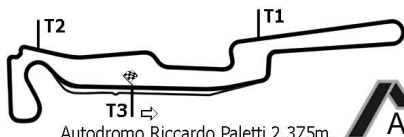
ANALISI DEI TEMPI PROVE LIBERE POMERIGGIO




Autodromo Riccardo Paletti 2.375m.



GIRO	VEL	SETT.1	SETT.2	FINISH	TEMPO	GIRO	VEL	SETT.1	SETT.2	FINISH	TEMPO
<b>19</b>	<b>GUERIN Victor</b>					56)		29.626	15.410	21.684	<b>1'06.720</b>
	JD MOTORSPOR FORMULA ABAR					57)		29.587	15.460	21.613	<b>1'06.660</b>
						58)		29.296	15.790	21.612	<b>1'06.698</b>
						59)		29.187	15.635	28.065	<b>1'12.887 B</b>
1)	7'17.877	20.247	27.599		<b>1'22.984</b>	60)					<b>13'03.489</b>
2)	35.554	20.289	26.852		<b>1'22.695</b>	61)					<b>1'08.140</b>
3)	34.919	19.931	27.104		<b>1'21.954</b>	62)					<b>1'06.719</b>
4)	34.483	19.910	26.922		<b>1'21.315</b>	63)					<b>1'06.650</b>
5)	34.708	20.093	27.033		<b>1'21.834</b>	64)	29.456	15.400	21.509		<b>1'06.365</b>
6)	34.139	19.547	26.878		<b>1'20.564</b>	65)	29.246	15.320	21.527		<b>1'06.093</b>
7)	38.018	19.931	27.014		<b>1'24.963</b>	66)	29.477	15.254	21.838		<b>1'06.569</b>
8)	33.955	19.477	27.596		<b>1'21.028</b>	67)	29.260	15.253	21.515		<b>1'06.028</b>
9)	34.270	1'02.420	34.898		<b>2'11.588 B</b>	68)	29.076	15.178	21.396		<b>1'05.650</b>
10)	43'22.326	20.237	27.463		<b>44'10.026</b>	69)	29.168	15.152	21.242		<b>1'05.562</b>
11)	34.410	19.563	26.227		<b>1'20.200</b>	70)	28.822	15.181	21.487		<b>1'05.490</b>
12)	35.116	19.183	26.345		<b>1'20.644</b>	71)	29.336	15.287	21.334		<b>1'05.957</b>
13)	35.802	19.483	26.026		<b>1'21.311</b>	72)	28.944	15.112	21.376		<b>1'05.432</b>
14)	33.835	18.847	26.553		<b>1'19.235</b>	73)	29.730	15.362	21.321		<b>1'06.413</b>
15)	35.866	19.396	26.032		<b>1'21.294</b>						
16)	33.848	19.150	25.875		<b>1'18.873</b>						
17)	34.214	19.309	26.065		<b>1'19.588</b>						
18)	35.483	18.998	25.837		<b>1'20.318</b>						
19)	34.044	19.007	28.970		<b>1'22.021 B</b>						
20)	8'41.415	20.247	26.123		<b>9'27.785</b>						
21)	33.985	19.054	25.638		<b>1'18.677</b>						
22)	33.939	19.060	29.450		<b>1'22.449 B</b>						
23)	6'16.375	19.418	25.652		<b>7'01.445</b>						
24)	33.486	18.553	25.635		<b>1'17.674</b>						
25)	33.734	18.921	25.135		<b>1'17.790</b>						
26)	33.624	19.006	25.167		<b>1'17.797</b>						
27)	33.171	18.666	25.358		<b>1'17.195</b>						
28)	46.350	18.966	25.365		<b>1'30.681</b>						
29)	32.837	18.245	25.317		<b>1'16.399</b>						
30)	33.358	18.025	25.136		<b>1'16.519</b>						
31)	32.799	17.998	24.833		<b>1'15.630</b>						
32)	32.796	18.012	25.370		<b>1'16.178</b>						
33)	32.658	19.736	33.190		<b>1'25.584 B</b>						
34)	53'56.890	18.445	35.274		<b>54'50.609</b>						
35)	31.879	16.774	22.985		<b>1'11.638</b>						
36)	31.431	16.844	23.612		<b>1'11.887</b>						
37)	30.585	16.127	23.560		<b>1'10.272</b>						
38)	30.764	16.950	22.304		<b>1'10.018</b>						
39)	30.044	15.984	22.228		<b>1'08.256</b>						
40)	29.553	15.963	22.057		<b>1'07.573</b>						
41)	29.575	15.766	21.916		<b>1'07.257</b>						
42)	31.016	15.851	21.883		<b>1'08.750</b>						
43)	29.506	21.282	26.406		<b>1'17.194 B</b>						
44)	13'35.182	16.473	22.434		<b>14'14.089</b>						
45)	30.469	15.832	21.986		<b>1'08.287</b>						
46)	29.961	15.730	21.770		<b>1'07.461</b>						
47)	29.819	15.764	22.024		<b>1'07.607</b>						
48)	29.349	15.495	21.536		<b>1'06.380</b>						
49)	29.558	15.294	21.660		<b>1'06.512</b>						
50)	29.408	15.461	21.743		<b>1'06.612</b>						
51)	29.380	15.705	21.693		<b>1'06.778</b>						
52)	29.436	15.273	25.941		<b>1'10.650 B</b>						
53)	7'11.163	16.486	23.258		<b>7'50.907</b>						
54)	29.996	15.773	37.592		<b>1'23.361</b>						
55)	30.120	15.610	21.762		<b>1'07.492</b>						



## ANALISI DEI TEMPI PROVE LIBERE POMERIGGIO



GIRO VEL SETT.1 SETT.2 FINISH TEMPO

GIRO VEL SETT.1 SETT.2 FINISH TEMPO

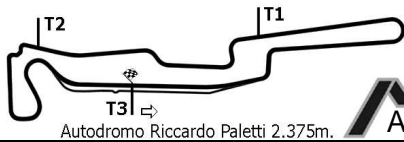
### 21 KROHM

ERREPI FORMULA 3

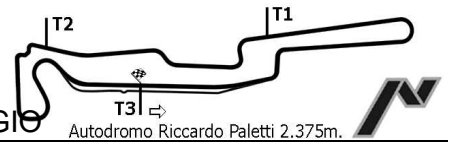
1)	12'55.933	21.572	28.343	<b>3'58.787</b>
2)	34.640	20.521	26.697	<b>1'21.858</b>
3)	36.354	19.516	26.770	<b>1'22.640</b>
4)	33.897	19.407	26.713	<b>1'20.017</b>
5)	33.791	19.313	26.064	<b>1'19.168</b>
6)	33.464	19.603	26.320	<b>1'19.387</b>
7)	32.900	19.268	25.634	<b>1'17.802</b>
8)	33.251	19.107	25.517	<b>1'17.875</b>
9)	33.089	19.376	25.974	<b>1'18.439</b>
10)	33.028	19.011	26.204	<b>1'18.243</b>
11)	33.271	18.765	26.503	<b>1'18.539</b>
12)	35.725	20.088	29.056	<b>1'24.869 B</b>
13)	9'20.146	19.320	26.089	<b>10'05.555</b>
14)	34.248	18.924	26.518	<b>1'19.690</b>
15)	33.335	18.807	25.777	<b>1'17.919</b>
16)	33.936	19.951	26.014	<b>1'19.901</b>
17)	32.767	18.978	25.670	<b>1'17.415</b>
18)	39.667	19.196	25.288	<b>1'24.151</b>
19)	33.041	18.682	26.070	<b>1'17.793</b>
20)	32.406	18.583	24.860	<b>1'15.849</b>
21)	32.818	19.179	25.419	<b>1'17.416</b>
22)	32.539	18.998	25.090	<b>1'16.627</b>
23)	34.238	18.200	25.516	<b>1'17.954</b>
24)	32.388	18.314	31.925	<b>1'22.627 B</b>
25)	01'49.088	18.909	24.969	<b>:02'32.966</b>
26)	32.478	17.612	24.032	<b>1'14.122</b>
27)	32.159	17.185	23.847	<b>1'13.191</b>
28)	31.560	17.284	23.894	<b>1'12.738</b>
29)	31.980	17.407	28.492	<b>1'17.879 B</b>
30)	47'50.776	18.795	40.956	<b>48'50.527</b>
31)	30.383	16.085	22.593	<b>1'09.061</b>
32)	29.329	16.073	21.950	<b>1'07.352</b>
33)	29.069	16.042	21.836	<b>1'06.947</b>
34)	28.790	15.223	29.350	<b>1'13.363 B</b>
35)	13'11.505	17.680	23.020	<b>13'52.205</b>
36)	29.441	15.637	22.040	<b>1'07.118</b>
37)	29.239	15.740	21.596	<b>1'06.575</b>
38)	28.863	15.342	21.640	<b>1'05.845</b>
39)	28.665	15.179	21.218	<b>1'05.062</b>
40)	33.024	15.902	21.840	<b>1'10.766</b>
41)	28.728	16.860	21.484	<b>1'07.072</b>
42)	28.504	15.632	21.191	<b>1'05.327</b>
43)	28.568	15.254	21.203	<b>1'05.025</b>
44)	29.373	15.690	27.537	<b>1'12.600 B</b>
45)	7'55.203	15.560	21.625	<b>8'32.388</b>
46)	28.965	15.535	21.140	<b>1'05.640</b>
47)	28.619	15.141	21.243	<b>1'05.003</b>
48)	28.797	15.043	21.053	<b>1'04.893</b>
49)	28.554	15.940	21.274	<b>1'05.768</b>
50)	29.123	16.862	28.741	<b>1'14.726 B</b>
51)	7'26.552	20.302	24.947	<b>8'11.801</b>
52)	32.285	16.752	22.543	<b>1'11.580</b>
53)				<b>1'07.230</b>
54)				<b>1'05.208</b>
55)				<b>1'05.483</b>

---

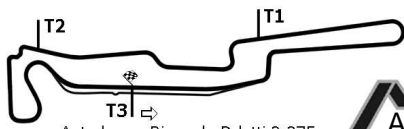
<i>GIRO</i>	<i>VEL</i>	<i>SETT.1</i>	<i>SETT.2</i>	<i>FINISH</i>	<i>TEMPO</i>	<i>GIRO</i>	<i>VEL</i>	<i>SETT.1</i>	<i>SETT.2</i>	<i>FINISH</i>	<i>TEMPO</i>
56)					<b>1'07.086</b>						
57)					<b>1'04.282</b>						
58)					<b>1'08.296</b>						
59)					<b>1'04.326</b>						
60)		28.252	14.987	22.414	<b>1'05.653</b>						



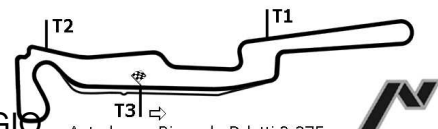
## ANALISI DEI TEMPI PROVE LIBERE POMERIGGIO



GIRO	VEL	SETT.1	SETT.2	FINISH	TEMPO	GIRO	VEL	SETT.1	SETT.2	FINISH	TEMPO
<b>22 FUOCO Leonardo</b>						56)		31.947	18.234	32.173	<b>1'22.354</b> B
CO2 MOTORSPORT FORMULA RENA						57)		6'53.545	18.763	24.727	<b>7'37.035</b>
1)	9'23.621	22.048	30.095	<b>1'30.613</b>		58)		32.369	18.099	24.230	<b>1'14.698</b>
2)	37.032	21.859	30.037	<b>1'28.928</b>		59)		31.818	17.699	23.712	<b>1'13.229</b>
3)	36.890	21.428	29.693	<b>1'28.011</b>		60)		31.564	17.889	23.912	<b>1'13.365</b>
4)	40.178	22.442	29.624	<b>1'32.244</b>		61)		31.389	17.811	23.650	<b>1'12.850</b>
5)	36.492	21.706	30.729	<b>1'28.927</b>		62)		31.391	17.864	24.221	<b>1'13.476</b>
6)	36.373	21.465	30.234	<b>1'28.072</b>		63)		31.009	17.187	23.529	<b>1'11.725</b>
7)	36.115	21.251	29.460	<b>1'26.826</b>		64)		31.346	18.411	27.422	<b>1'17.179</b>
8)	40.355	23.841	28.933	<b>1'33.129</b>		65)		33.060	17.029	23.443	<b>1'13.532</b>
9)	36.035	21.414	28.800	<b>1'26.249</b>		66)		31.044	17.171	23.601	<b>1'11.816</b>
10)	40.276	21.223	33.154	<b>1'34.653</b> B		67)		31.147	18.393	28.387	<b>1'17.927</b> B
11)	5'23.448	21.763	35.020	<b>6'20.231</b> B		68)		21'51.629	20.140	26.167	<b>22'37.936</b>
12)	6'04.436	21.702	29.137	<b>6'55.275</b>		69)		35.500	20.161	24.315	<b>1'19.976</b>
13)	37.300	21.097	28.757	<b>1'27.154</b>		70)		31.609	17.303	24.008	<b>1'12.920</b>
14)	36.362	21.003	29.515	<b>1'26.880</b>		71)		30.985	16.744	22.965	<b>1'10.694</b>
15)	40.684	20.951	28.595	<b>1'30.230</b>		72)		31.648	17.402	23.536	<b>1'12.586</b>
16)	35.809	20.740	28.301	<b>1'24.850</b>		73)		30.440	17.011	23.246	<b>1'10.697</b>
17)	35.809	20.789	28.175	<b>1'24.773</b>		74)		30.510	16.558	30.895	<b>1'17.963</b> B
18)	36.127	20.822	29.119	<b>1'26.068</b>		75)		9'33.864	18.317	24.517	<b>10'16.698</b>
19)	36.257	21.929	28.379	<b>1'26.565</b>		76)		30.811	16.784	22.719	<b>1'10.314</b>
20)	36.355	21.122	34.051	<b>1'31.528</b> B		77)		30.625	16.684	22.515	<b>1'09.824</b>
21)	27'38.034	22.060	28.963	<b>28'29.057</b>		78)		31.118	16.824	22.981	<b>1'10.923</b>
22)	36.280	20.873	28.179	<b>1'25.332</b>		79)		30.532	16.592	27.275	<b>1'14.399</b> B
23)	41.458	20.600	28.036	<b>1'30.094</b>		80)		6'10.046	17.284	23.526	<b>6'50.856</b>
24)	36.769	20.575	28.076	<b>1'25.420</b>		81)		31.398	16.613	22.663	<b>1'10.674</b>
25)	35.823	20.462	27.755	<b>1'24.040</b>		82)		30.693	16.760	22.565	<b>1'10.018</b>
26)	36.498	20.943	28.056	<b>1'25.497</b>		83)		30.276			<b>1'09.081</b>
27)	35.711	20.626	27.645	<b>1'23.982</b>		84)					<b>1'09.332</b>
28)	36.031	20.667	27.633	<b>1'24.331</b>		85)					<b>1'09.521</b>
29)	35.668	20.487	35.826	<b>1'31.981</b> B		86)					<b>1'18.863</b>
30)	9'03.222	22.630	28.484	<b>9'54.336</b>		87)					<b>1'08.784</b>
31)	36.711	20.304	27.523	<b>1'24.538</b>		88)				22.370	<b>1'08.532</b>
32)	35.362	20.138	27.452	<b>1'22.952</b>		89)				23.275	<b>1'08.806</b>
33)	35.380	19.995	27.326	<b>1'22.701</b>		90)		30.058	16.134	23.275	<b>1'09.467</b>
34)	39.847	20.180	27.419	<b>1'27.446</b>		91)		29.896	18.040	23.975	<b>1'11.911</b>
35)	35.577	19.891	27.301	<b>1'22.769</b>		92)		30.419	16.252	22.298	<b>1'08.969</b>
36)	35.205	20.358	31.124	<b>1'26.687</b>		93)		30.032	16.176	22.837	<b>1'09.045</b>
37)	35.724	20.210	32.529	<b>1'28.463</b> B		94)		30.162	16.219	27.709	<b>1'14.090</b> B
38)	7'55.350	20.796	27.785	<b>8'43.931</b>							
39)	36.696	19.556	26.974	<b>1'23.226</b>							
40)	35.036	19.269	26.791	<b>1'21.096</b>							
41)	34.380	18.817	26.280	<b>1'19.477</b>							
42)	34.293	18.908	26.244	<b>1'19.445</b>							
43)	34.534	18.670	25.762	<b>1'18.966</b>							
44)	33.790	18.325	25.721	<b>1'17.836</b>							
45)	33.768	18.664	25.853	<b>1'18.285</b>							
46)	33.691	18.771	25.700	<b>1'18.162</b>							
47)	33.410	19.021	25.681	<b>1'18.112</b>							
48)	33.233	18.302	25.261	<b>1'16.796</b>							
49)	34.330	21.567	29.750	<b>1'25.647</b> B							
50)	6'45.722	19.552	26.151	<b>7'31.425</b>							
51)	33.215	18.474	25.595	<b>1'17.284</b>							
52)	34.461	18.069	24.244	<b>1'16.774</b>							
53)	32.285	17.969	24.076	<b>1'14.330</b>							
54)	31.924	17.944	23.999	<b>1'13.867</b>							
55)	31.938	17.877	23.786	<b>1'13.601</b>							



**ANALISI DEI TEMPI PROVE LIBERE POMERIGGIO**



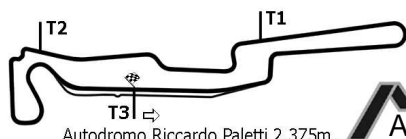
GIRO VEL SETT.1 SETT.2 FINISH TEMPO

GIRO VEL SETT.1 SETT.2 FINISH TEMPO

**23 QUESADA**

ERREPI FORMULA 3 OP

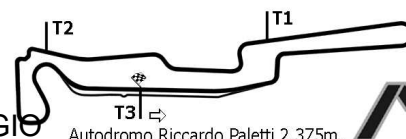
1)	1'25.474
2)	1'23.542
3)	1'22.543
4)	1'22.417
5)	1'18.885
6)	1'22.504
7)	1'19.451
8)	1'20.253
9)	1'19.749
10)	1'18.115
11)	1'18.687
12)	1'17.091
13)	:24'15.698
14)	1'21.027
15)	1'17.884
16)	1'15.413
17)	1'15.004
18)	1'13.518
19)	1'12.800
20)	:20'13.625
21)	1'06.812
22)	1'08.617
23)	1'04.965
24)	1'04.943
25)	1'04.817
26)	1'05.010
27)	1'04.651
28)	1'09.712
29)	1'04.455
30)	1'04.212
31)	1'11.158
32)	1'04.117
33)	1'04.316



Autodromo Riccardo Paletti 2.375m.



**ANALISI DEI TEMPI PROVE LIBERE POMERIGGIO**



Autodromo Riccardo Paletti 2.375m.



GIRO VEL SETT.1 SETT.2 FINISH TEMPO

GIRO VEL SETT.1 SETT.2 FINISH TEMPO

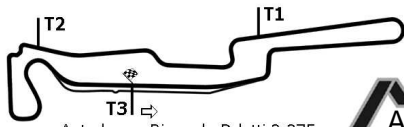
**24 CHEEVER Eddie**

JENZER MOTOR FORMULA ABAR

1)	16'22.125	20.398	28.454	<b>1'24.574</b>
2)	34.455	20.109	27.214	<b>1'21.778</b>
3)	34.968	20.019	27.211	<b>1'22.198</b>
4)	33.745	19.864	26.728	<b>1'20.337</b>
5)	34.149	19.922	26.598	<b>1'20.669</b>
6)	33.935	19.691	26.452	<b>1'20.078</b>
7)	34.253	22.036	30.572	<b>1'26.861</b>
8)	34.615	19.574	26.427	<b>1'20.616</b>
9)	33.535	19.573	26.475	<b>1'19.583</b>
10)	34.496	20.423	31.558	<b>1'26.477 B</b>
11)	6'22.813	20.474	27.302	<b>7'10.589</b>
12)	33.566	19.642	26.413	<b>1'19.621</b>
13)	33.209	19.532	26.993	<b>1'19.734</b>
14)	33.171	19.522	26.439	<b>1'19.132</b>
15)	33.299	19.151	26.558	<b>1'19.008</b>
16)	34.271	19.841	26.438	<b>1'20.550</b>
17)	34.084	19.377	26.811	<b>1'20.272</b>
18)	33.696	19.662	25.959	<b>1'19.317</b>
19)	32.715	19.494	25.980	<b>1'18.189</b>
20)	35.114	19.592	26.136	<b>1'20.842</b>
21)	32.933	19.148	26.107	<b>1'18.188</b>
22)	33.003	19.345	27.391	<b>1'19.739</b>
23)	34.261	19.373	29.445	<b>1'23.079 B</b>
24)	8'10.536	19.513	26.752	<b>8'56.801</b>
25)	33.947	19.144	26.121	<b>1'19.212</b>
26)	33.867	18.877	26.121	<b>1'18.865</b>
27)	33.074	19.006	25.710	<b>1'17.790</b>
28)	32.849	44.634	27.592	<b>1'45.075</b>
29)	33.391	19.159	26.088	<b>1'18.638</b>
30)	37.168	24.967	26.320	<b>1'28.455</b>
31)	32.750	19.030	25.844	<b>1'17.624</b>
32)	32.972	19.159	27.789	<b>1'19.920</b>
33)	35.409	19.331	29.271	<b>1'24.011 B</b>
34)	28'10.150	19.897	26.559	<b>28'56.606</b>
35)	33.860	19.448	25.874	<b>1'19.182</b>
36)	32.725	18.912	25.756	<b>1'17.393</b>
37)	32.935	19.144	27.135	<b>1'19.214</b>
38)	32.793	19.048	29.162	<b>1'21.003 B</b>
39)	44'53.928	21.801	27.833	<b>45'43.562</b>
40)	33.304	19.301	25.006	<b>1'17.611</b>
41)	31.697	18.007	23.662	<b>1'13.366</b>
42)	30.674	17.146	23.206	<b>1'11.026</b>
43)	30.070	16.735	22.756	<b>1'09.561</b>
44)	30.229	16.269	22.704	<b>1'09.202</b>
45)	29.975	16.299	23.233	<b>1'09.507</b>
46)	29.686	16.006	22.365	<b>1'08.057</b>
47)	29.400	16.007	22.104	<b>1'07.511</b>
48)	29.840	16.590	27.221	<b>1'13.651 B</b>
49)	4'39.016	16.672	22.634	<b>5'18.322</b>
50)	29.820	16.015	22.153	<b>1'07.988</b>
51)	29.645	16.055	22.211	<b>1'07.911</b>
52)	30.727	15.865	22.172	<b>1'08.764</b>
53)	29.345	15.638	27.239	<b>1'12.222 B</b>
54)	12'08.607	16.918	22.728	<b>12'48.253</b>
55)	30.757	15.835	22.011	<b>1'08.603</b>

GIRO	VEL	SETT.1	SETT.2	FINISH	TEMPO	GIRO	VEL	SETT.1	SETT.2	FINISH	TEMPO
56)		29.396	15.686	21.895	<b>1'06.977</b>						
57)		29.317	16.455	21.931	<b>1'07.703</b>						
58)		29.349	15.439	22.131	<b>1'06.919</b>						
59)		29.249	15.444	21.800	<b>1'06.493</b>						
60)		29.287	15.370	21.717	<b>1'06.374</b>						
61)		29.267	15.382	21.718	<b>1'06.367</b>						
62)		29.152	15.596	24.418	<b>1'09.166</b> B						
63)	11'18.189	16.371	22.625		<b>11'57.185</b>						
64)		29.582	15.661	22.168	<b>1'07.411</b>						
65)		29.430	15.520	21.793	<b>1'06.743</b>						
66)		30.047	15.678	26.075	<b>1'11.800</b> B						
67)	7'02.994	21.792	25.896		<b>7'50.682</b>						
68)		31.217	16.318	22.491	<b>1'10.026</b>						
69)		29.633	15.581	21.865	<b>1'07.079</b>						
70)					<b>1'06.581</b>						
71)					<b>1'06.241</b>						
72)					<b>1'06.170</b>						
73)					<b>1'05.781</b>						
74)					<b>1'05.710</b>						
75)					<b>1'05.705</b>						
76)	29.136	15.246	21.410		<b>1'05.792</b>						
77)	29.018	15.260	21.610		<b>1'05.888</b>						
78)	28.913	15.407	21.542		<b>1'05.862</b>						
79)	29.028	21.166	24.479		<b>1'14.673</b>						
80)	29.213	15.277	21.491		<b>1'05.981</b>						
81)	29.352	17.228	27.153		<b>1'13.733</b> B						

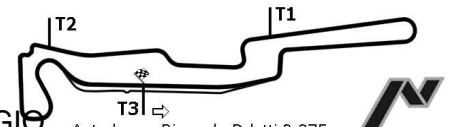




Autodromo Riccardo Paletti 2.375m.



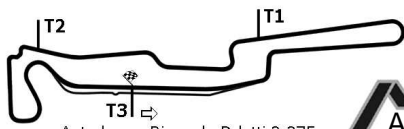
ANALISI DEI TEMPI PROVE LIBERE POMERIGGIO



Autodromo Riccardo Paletti 2.375m.

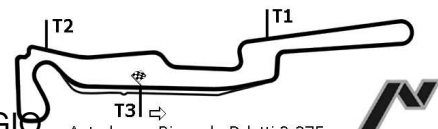


GIRO	VEL	SETT.1	SETT.2	FINISH	TEMPO	GIRO	VEL	SETT.1	SETT.2	FINISH	TEMPO
<b>26</b>	<b>GREHAGEN Maus</b>					56)		29.084	15.197	21.318	<b>1'05.599</b>
	JENZER MOTOR FORMULA ABAR					57)		29.045	15.197	21.666	<b>1'05.908</b>
						58)		30.173	15.888	24.496	<b>1'10.557 B</b>
1)	37'17.396	20.039	26.604		<b>1'21.339</b>						
2)	37.337	19.730	27.433		<b>1'24.500</b>						
3)	34.905	19.807	26.568		<b>1'21.280</b>						
4)	36.966	19.786	26.780		<b>1'23.532</b>						
5)	35.023	19.363	26.336		<b>1'20.722</b>						
6)	34.529	18.798	26.290		<b>1'19.617</b>						
7)	34.570	19.265	26.111		<b>1'19.946</b>						
8)	34.610	19.019	26.049		<b>1'19.678</b>						
9)	34.760	19.301	25.907		<b>1'19.968</b>						
10)	34.166	19.141	26.169		<b>1'19.476</b>						
11)	34.791	19.177	29.725		<b>1'23.693 B</b>						
12)	13'25.953	19.753	26.632		<b>14'12.338</b>						
13)	34.548	19.554	26.564		<b>1'20.666</b>						
14)	33.905	19.178	26.433		<b>1'19.516</b>						
15)	35.354	19.762	27.883		<b>1'22.999</b>						
16)	34.958	19.220	25.636		<b>1'19.814</b>						
17)	33.718	18.965	25.603		<b>1'18.286</b>						
18)	33.733	18.800	25.463		<b>1'17.996</b>						
19)	33.480	18.751	25.189		<b>1'17.420</b>						
20)	33.952	18.551	26.108		<b>1'18.611</b>						
21)	33.475	19.289	31.487		<b>1'24.251 B</b>						
22)	20'07.590	18.811	24.626		<b>:20'51.027</b>						
23)	31.809	17.795	23.875		<b>1'13.479</b>						
24)	32.398	17.534	23.756		<b>1'13.688</b>						
25)	30.600	16.559	22.587		<b>1'09.746</b>						
26)	30.187	17.403	22.546		<b>1'10.136</b>						
27)	29.978	16.463	23.736		<b>1'10.177</b>						
28)	30.031	16.115	22.087		<b>1'08.233</b>						
29)	31.265	15.992	21.838		<b>1'09.095</b>						
30)	29.966	15.700	22.168		<b>1'07.834</b>						
31)	30.779	15.840	22.087		<b>1'08.706</b>						
32)	29.883	15.888	21.875		<b>1'07.646</b>						
33)	29.743	15.603	21.771		<b>1'07.117</b>						
34)	29.837	15.638	21.577		<b>1'07.052</b>						
35)	29.546	16.210	31.795		<b>1'17.551 B</b>						
36)	12'51.452	16.946	23.939		<b>13'32.337</b>						
37)	29.991	15.781	21.696		<b>1'07.468</b>						
38)	29.393	15.772	21.742		<b>1'06.907</b>						
39)	29.644	15.524	21.747		<b>1'06.915</b>						
40)	29.666	15.348	32.691		<b>1'17.705 B</b>						
41)	12'48.866	16.575	25.296		<b>13'30.737</b>						
42)	30.378	15.789	21.891		<b>1'08.058</b>						
43)	30.197	15.764	21.861		<b>1'07.822</b>						
44)	29.471	15.616	21.661		<b>1'06.748</b>						
45)	29.469	16.081	22.280		<b>1'07.830</b>						
46)	30.409	15.573	24.330		<b>1'10.312 B</b>						
47)	9'54.627	18.169	26.266		<b>10'39.062</b>						
48)					<b>1'11.805</b>						
49)					<b>1'07.659</b>						
50)					<b>1'06.671</b>						
51)					<b>1'10.474</b>						
52)					<b>1'06.934</b>						
53)					<b>1'06.047</b>						
54)	29.157	15.234	21.261		<b>1'05.652</b>						
55)	29.622	15.310	21.401		<b>1'06.333</b>						



Autodromo Riccardo Paletti 2.375m.

**ANALISI DEI TEMPI PROVE LIBERE POMERIGGIO**



Autodromo Riccardo Paletti 2.375m.

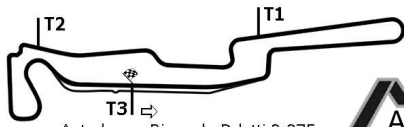
GIRO VEL SETT.1 SETT.2 FINISH TEMPO

GIRO VEL SETT.1 SETT.2 FINISH TEMPO

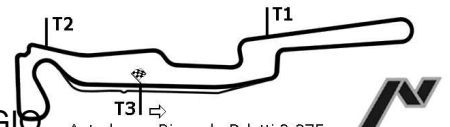
**27 CALDARELLI Andrea**

PREMA FORMULA 3

1)	07'44.975	15.542	21.779	<b>1'06.968</b>
2)	34.762	15.690	21.440	<b>1'11.892</b>
3)	29.099	15.325	21.791	<b>1'06.215</b>
4)	28.750	14.887	21.217	<b>1'04.854</b>
5)	28.531	14.907	20.920	<b>1'04.358</b>
6)	28.325	14.758	20.901	<b>1'03.984</b>
7)	28.912	15.355	21.184	<b>1'05.451</b>
8)	28.641	16.467	31.207	<b>1'16.315</b> B
9)	13'07.125	17.135	22.394	<b>13'46.654</b>
10)	29.698	15.321	22.498	<b>1'07.517</b>
11)	32.538	17.438	27.896	<b>1'17.872</b> B
12)	5'12.257	17.273	21.435	<b>5'50.965</b>
13)	28.563	15.128	20.825	<b>1'04.516</b>
14)	28.214	14.599	20.898	<b>1'03.711</b>
15)	29.070	16.905	21.221	<b>1'07.196</b>
16)				<b>1'03.681</b>
17)				<b>1'12.565</b>
18)				<b>1'04.374</b>
19)				<b>1'07.308</b> B
20)	5'49.493	17.062	21.815	<b>6'28.370</b>
21)	28.708	14.935	20.982	<b>1'04.625</b>
22)	28.525	14.939	21.273	<b>1'04.737</b>
23)	28.229	14.802	20.854	<b>1'03.885</b>
24)	28.197	14.867	20.683	<b>1'03.747</b>
25)	28.183	16.524	22.002	<b>1'06.709</b>
26)	28.060	14.867	20.735	<b>1'03.662</b>
27)	28.376	14.865	25.010	<b>1'08.251</b> B



## ANALISI DEI TEMPI PROVE LIBERE POMERIGGIO



GIRO VEL SETT.1 SETT.2 FINISH TEMPO

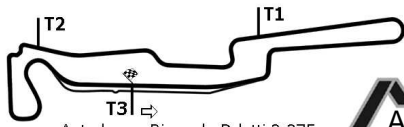
GIRO VEL SETT.1 SETT.2 FINISH TEMPO

### 28 AMBERG Zoel

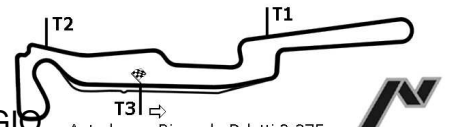
JENZER MOTOR FORMULA ABAR

1)	37'30.173	20.736	27.627	<b>1'23.378</b>
2)	34.811	19.795	27.095	<b>1'21.701</b>
3)	34.051	19.941	27.288	<b>1'21.280</b>
4)	34.617	20.013	26.872	<b>1'21.502</b>
5)	35.072	20.242	27.352	<b>1'22.666</b>
6)	34.319	19.731	26.928	<b>1'20.978</b>
7)	33.936	19.820	28.482	<b>1'22.238</b>
8)	34.325	19.603	26.502	<b>1'20.430</b>
9)	33.790	19.756	26.729	<b>1'20.275</b>
10)	33.852	19.609	33.406	<b>1'26.867</b> B
11)	6'07.616	21.295	27.939	<b>6'56.850</b>
12)	34.880	20.106	26.862	<b>1'21.848</b>
13)	34.541	19.583	26.525	<b>1'20.649</b>
14)	33.961	19.516	26.531	<b>1'20.008</b>
15)	34.120	19.458	26.832	<b>1'20.410</b>
16)	35.299	19.132	26.465	<b>1'20.896</b>
17)	33.828	19.179	26.989	<b>1'19.996</b>
18)	34.339	19.491	26.217	<b>1'20.047</b>
19)	34.031	19.124	26.117	<b>1'19.272</b>
20)	33.337	19.931	26.329	<b>1'19.597</b>
21)	33.797	19.323	31.645	<b>1'24.765</b> B
22)	5'11.782	19.847	26.752	<b>5'58.381</b>
23)	33.872	19.195	26.293	<b>1'19.360</b>
24)	33.628	18.885	26.054	<b>1'18.567</b>
25)	33.646	18.979	26.035	<b>1'18.660</b>
26)	33.498	19.047	26.129	<b>1'18.674</b>
27)	33.198	19.036	26.406	<b>1'18.640</b>
28)	33.415	18.768	25.903	<b>1'18.086</b>
29)	33.231	18.737	25.891	<b>1'17.859</b>
30)	33.364	1'03.939	34.627	<b>2'11.930</b> B
31)	19'00.315	20.708	32.369	<b>19'53.392</b> B
32)	2'11.202	19.217	26.460	<b>2'56.879</b>
33)	33.886	19.296	26.139	<b>1'19.321</b>
34)	33.389	18.847	25.950	<b>1'18.186</b>
35)	33.025	18.730	25.344	<b>1'17.099</b>
36)	33.032	18.457	25.483	<b>1'16.972</b>
37)	33.091	18.341	25.555	<b>1'16.987</b>
38)	32.977	18.465	25.150	<b>1'16.592</b>
39)	32.819	18.025	24.920	<b>1'15.764</b>
40)	32.511	18.120	24.677	<b>1'15.308</b>
41)	32.338	17.764	24.870	<b>1'14.972</b>
42)	32.175	17.908	29.082	<b>1'19.165</b> B
43)	36'18.603	21.275	27.240	<b>37'07.118</b>
44)	33.639	17.682	23.863	<b>1'15.184</b>
45)	30.656	16.728	22.921	<b>1'10.305</b>
46)	30.284	16.345	22.695	<b>1'09.324</b>
47)	30.232	15.948	22.203	<b>1'08.383</b>
48)	29.647	16.689	22.435	<b>1'08.771</b>
49)	29.753	16.212	22.441	<b>1'08.406</b>
50)	29.854	15.905	23.270	<b>1'09.029</b>
51)	29.462	15.596	22.074	<b>1'07.132</b>
52)	29.388	15.885	26.181	<b>1'11.454</b> B
53)	15'06.227	17.347	23.219	<b>15'46.793</b>
54)	30.064	16.103	22.022	<b>1'08.189</b>
55)	29.395	15.656	22.048	<b>1'07.099</b>

GIRO	VEL	SETT.1	SETT.2	FINISH	TEMPO	GIRO	VEL	SETT.1	SETT.2	FINISH	TEMPO
56)		29.246	15.926	21.889	<b>1'07.061</b>						
57)		29.079	15.389	22.435	<b>1'06.903</b>						
58)		29.253	15.420	21.935	<b>1'06.608</b>						
59)		29.059	15.289	21.707	<b>1'06.055</b>						
60)		29.107	15.439	21.726	<b>1'06.272</b>						
61)		29.283	15.582	22.121	<b>1'06.986</b>						
62)		29.643	16.796	30.095	<b>1'16.534</b> B						
63)	9'35.905		20.803	23.469	<b>10'20.177</b>						
64)		29.816	16.089	22.225	<b>1'08.130</b>						
65)		29.249	15.482	21.893	<b>1'06.624</b>						
66)		29.302	15.583	23.027	<b>1'07.912</b>						
67)		29.448	18.226	35.697	<b>1'23.371</b> B						
68)	5'23.631		18.334	24.528	<b>6'06.493</b>						
69)		30.957	16.437	22.746	<b>1'10.140</b>						
70)		29.935	15.917	22.126	<b>1'07.978</b>						
71)		29.576			<b>1'06.885</b>						
72)					<b>1'06.044</b>						
73)					<b>1'05.634</b>						
74)					<b>1'05.858</b>						
75)					<b>1'06.058</b>						
76)					<b>1'05.868</b>						
77)					<b>1'06.017</b>						
78)		28.907	15.372	21.595	<b>1'05.874</b>						
79)		29.211	15.535	26.433	<b>1'11.179</b> B						
80)	4'22.096		16.364	23.211	<b>5'01.671</b>						
81)		29.193	15.834	21.834	<b>1'06.861</b>						
82)		29.209	15.412	21.686	<b>1'06.307</b>						
83)		29.055	15.341	25.383	<b>1'09.779</b>						



## ANALISI DEI TEMPI PROVE LIBERE POMERIGGIO



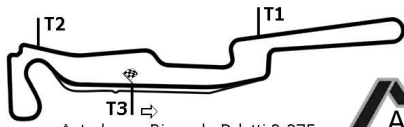
GIRO VEL SETT.1 SETT.2 FINISH TEMPO

GIRO VEL SETT.1 SETT.2 FINISH TEMPO

### 31 AMARASCA Mario

PKF FORMULA ABAR


1)	15'40.169	20.877	29.040	<b>1'26.225</b>
2)	36.102	20.794	28.139	<b>1'25.035</b>
3)	35.613	50.995	33.165	<b>1'59.773</b> B
4)	17'38.381			<b>18'28.649</b>
5)	36.734	20.920	28.733	<b>1'26.387</b>
6)	36.171			<b>1'24.572</b>
7)	37.224	20.465	27.679	<b>1'25.368</b>
8)	35.466	20.563	27.508	<b>1'23.537</b>
9)	34.994	20.096	27.650	<b>1'22.740</b>
10)	35.074	20.208	27.475	<b>1'22.757</b>
11)	34.946	20.225	30.828	<b>1'25.999</b> B
12)	13'38.134			<b>14'29.374</b>
13)	36.533			<b>1'26.598</b>
14)	36.136			<b>1'26.098</b>
15)	36.064	21.078	28.278	<b>1'25.420</b>
16)	37.303			<b>1'26.045</b>
17)	34.963	20.262	28.054	<b>1'23.279</b>
18)	36.362	20.661	27.618	<b>1'24.641</b>
19)	34.951			<b>1'23.856</b>
20)	36.127	20.063	41.925	<b>1'38.115</b>
21)	36.063			<b>1'31.626</b>
22)	35.014			<b>1'22.762</b>
23)	34.834	20.356	27.030	<b>1'22.220</b>
24)	34.603			<b>1'22.170</b>
25)	34.660	19.514	31.272	<b>1'25.446</b> B
26)	46'37.418			<b>47'22.872</b>
27)	33.560			<b>1'16.994</b>
28)	32.447			<b>1'15.215</b>
29)	31.914			<b>1'13.778</b>
30)	32.022			<b>1'13.145</b>
31)	31.599			<b>1'12.988</b>
32)	31.910			<b>1'18.358</b> B
33)	23'13.532	18.867	25.666	<b>23'58.065</b>
34)	31.608	17.289	23.625	<b>1'12.522</b>
35)	30.749	16.932	22.937	<b>1'10.618</b>
36)	30.099	16.559	22.719	<b>1'09.377</b>
37)	30.123	16.451	22.628	<b>1'09.202</b>
38)	29.961	16.326	22.464	<b>1'08.751</b>
39)	30.141	16.252	22.336	<b>1'08.729</b>
40)	29.869	16.197	22.128	<b>1'08.194</b>
41)	29.948	16.077	22.027	<b>1'08.052</b>
42)	29.696	15.863	21.912	<b>1'07.471</b>
43)	29.446	15.753	22.491	<b>1'07.690</b>
44)	29.227			<b>1'07.143</b>
45)	29.569	16.493	52'19.969	<b>53'06.031</b>
46)				<b>1'10.817</b>
47)				<b>1'08.951</b>
48)	29.655	15.920	25.679	<b>1'11.254</b> B
49)	3'14.853			<b>3'59.420</b>
50)	31.836	16.547	22.779	<b>1'11.162</b>
51)	30.463	16.155	22.055	<b>1'08.673</b>
52)	29.884	15.932	21.788	<b>1'07.604</b>
53)	29.634	16.165	21.741	<b>1'07.540</b>
54)	29.589	15.842	21.845	<b>1'07.276</b>
55)	29.587	16.793	26.869	<b>1'13.249</b> B



Autodromo Riccardo Paletti 2.375m.



ANALISI DEI TEMPI PROVE LIBERE POMERIGGIO



Autodromo Riccardo Paletti 2.375m.



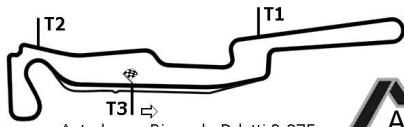
GIRO VEL SETT.1 SETT.2 FINISH TEMPO

GIRO VEL SETT.1 SETT.2 FINISH TEMPO

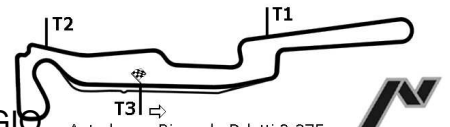
**39 MOSCATO Marco**

LINE RAGE FORMULA ABAR

1)	21'23.808	21.117	29.022	<b>1'27.506</b>
2)	39.751	21.271	28.961	<b>1'29.983</b>
3)	20'27.718	21.645	29.330	<b>21'18.693</b>
4)	36.752	20.645	28.881	<b>1'26.278</b>
5)	36.583	20.450	28.390	<b>1'25.423</b>
6)	36.303	20.362	27.704	<b>1'24.369</b>
7)	36.470	20.550	28.018	<b>1'25.038</b>
8)	35.648	20.083	27.758	<b>1'23.489</b>
9)	35.875	20.500	28.084	<b>1'24.459</b>
10)	35.869	20.266	27.843	<b>1'23.978</b>
11)	36.492	20.405	27.895	<b>1'24.792</b>
12)	35.012	20.315	27.275	<b>1'22.602</b>
13)	35.120	20.232	27.411	<b>1'22.763</b>
14)	35.022	19.957	27.316	<b>1'22.295</b>
15)	35.476	19.998	27.171	<b>1'22.645</b>
16)	35.038	20.320	27.438	<b>1'22.796</b>
17)	35.169	20.014	27.318	<b>1'22.501</b>
18)	35.235	20.158	27.810	<b>1'23.203</b>
19)	35.322	20.054	27.423	<b>1'22.799</b>
20)	7'15.768	20.237	27.397	<b>8'03.402</b>
21)	34.910	19.656	27.155	<b>1'21.721</b>
22)	35.227	19.754	27.180	<b>1'22.161</b>
23)	34.992	19.793	26.863	<b>1'21.648</b>
24)	35.857	19.897	27.089	<b>1'22.843</b>



## ANALISI DEI TEMPI PROVE LIBERE POMERIGGIO



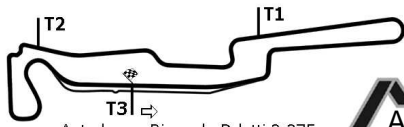
GIRO VEL SETT.1 SETT.2 FINISH TEMPO

GIRO VEL SETT.1 SETT.2 FINISH TEMPO

### 43 MERLILLO Mirco

ARM COMPETIT FORMULA ABAR

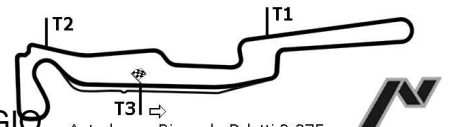
1)	18'15.351	22.631	31.549	<b>1'34.010</b>
2)	38.693	41.468	31.476	<b>1'51.637</b>
3)	38.125	22.056	31.484	<b>1'31.665</b>
4)	38.815	21.934	30.401	<b>1'31.150</b>
5)	39.549	21.570	29.908	<b>1'31.027</b>
6)	53'30.769	22.823	31.692	<b>54'25.284</b>
7)	38.116	22.252	30.240	<b>1'30.608</b>
8)	37.519	22.146	29.331	<b>1'28.996</b>
9)	36.547	20.892	29.678	<b>1'27.117</b>
10)	36.729	20.859	29.140	<b>1'26.728</b>
11)	36.427	21.959	28.919	<b>1'27.305</b>
12)	35.878	28.206	35.144	<b>1'39.228</b> B
13)	5'43.215	21.474	29.731	<b>6'34.420</b>
14)	36.398	21.025	28.829	<b>1'26.252</b>
15)	36.560	20.367	28.750	<b>1'25.677</b>
16)	44.704	19.901	28.131	<b>1'32.736</b>
17)	59.274	20.578	28.593	<b>1'48.445</b>
18)	36.332	20.390	34.495	<b>1'31.217</b> B
19)	7'17.571	21.134	28.834	<b>8'07.539</b>
20)	38.521	20.377	27.955	<b>1'26.853</b>
21)	35.389	19.873	27.867	<b>1'23.129</b>
22)	35.231	19.504	27.297	<b>1'22.032</b>
23)	34.771	19.367	27.103	<b>1'21.241</b>
24)	34.638	19.011	26.707	<b>1'20.356</b>
25)	34.124	18.796	26.195	<b>1'19.115</b>
26)	33.797	18.797	26.459	<b>1'19.053</b>
27)	33.772	18.476	48.342	<b>1'40.590</b>
28)	34.501	18.696	25.877	<b>1'19.074</b>
29)	33.890	18.560	25.771	<b>1'18.221</b>
30)	33.141	18.270	25.582	<b>1'16.993</b>
31)	33.162	18.064	25.940	<b>1'17.166</b>
32)	32.858	17.777	25.150	<b>1'15.785</b>
33)	32.673	17.857	24.615	<b>1'15.145</b>
34)	34.357	18.222	24.831	<b>1'17.410</b>
35)	32.239	17.661	24.238	<b>1'14.138</b>
36)	32.209	17.483	24.440	<b>1'14.132</b>
37)	31.804	17.309	24.129	<b>1'13.242</b>
38)	31.504	17.175	24.108	<b>1'12.787</b>
39)	33.065	17.399	30.816	<b>1'21.280</b> B
40)	25'55.904	22.012	29.208	<b>26'47.124</b>
41)	34.509	18.427	24.950	<b>1'17.886</b>
42)	32.257	16.957	23.847	<b>1'13.061</b>
43)	31.347	27.454	23.923	<b>1'22.724</b>



Autodromo Riccardo Paletti 2.375m.



## ANALISI DEI TEMPI PROVE LIBERE POMERIGGIO



Autodromo Riccardo Paletti 2.375m.



GIRO VEL SETT.1 SETT.2 FINISH TEMPO

GIRO VEL SETT.1 SETT.2 FINISH TEMPO

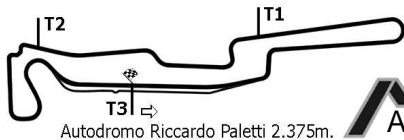
## 44 COLOMBO

ERREPI FORMULA ABAR

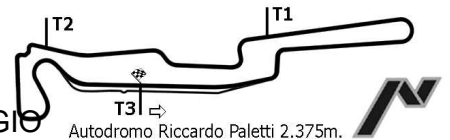
1)	9'02.421	21.503	28.309	<b>1'25.758</b>
2)	35.921	22.328	27.699	<b>1'25.948</b>
3)	36.647	21.661	28.510	<b>1'26.818</b>
4)	43.107	20.543	27.502	<b>1'31.152</b>
5)	35.632	20.421	34.658	<b>1'30.711</b>
6)	36.710	20.062	28.324	<b>1'25.096</b>
7)	35.562	20.086	27.241	<b>1'22.889</b>
8)	35.750	21.697	35.321	<b>1'32.768</b> B
9)	4'44.842	20.529	28.164	<b>5'33.535</b>
10)	38.239	21.180	3'39.272	<b>4'38.691</b>
11)	22'48.866	20.778	28.969	<b>23'38.613</b>
12)	37.711	19.926	27.664	<b>1'25.301</b>
13)	35.837	19.988	27.203	<b>1'23.028</b>
14)	36.359	19.629	27.090	<b>1'23.078</b>
15)	34.741			<b>1'25.072</b>
16)	34.790	20.136	26.786	<b>1'21.712</b>
17)	34.900	19.784	26.863	<b>1'21.547</b>
18)	36.124	19.636	26.741	<b>1'22.501</b>
19)	42.260	19.562	26.969	<b>1'28.791</b>
20)	35.958	19.338	26.760	<b>1'22.056</b>
21)	35.241	19.247	26.653	<b>1'21.141</b>
22)	35.482	20.566	26.950	<b>1'22.998</b>
23)	34.688	19.529	26.606	<b>1'20.823</b>
24)	38.095	19.425	26.625	<b>1'24.145</b>
25)	38.832	19.422	30.766	<b>1'29.020</b> B
26)	21'47.304	23.977	27.824	<b>22'39.105</b>
27)	1'59.466	19.733	26.710	<b>2'45.909</b>
28)	35.665	19.235	27.175	<b>1'22.075</b>
29)	34.530	19.061	26.412	<b>1'20.003</b>
30)	34.256	18.804	26.003	<b>1'19.063</b>
31)	33.528	18.952	26.030	<b>1'18.510</b>
32)	33.948	18.909	25.578	<b>1'18.435</b>
33)	33.951	19.505	37.118	<b>1'30.574</b>
34)	34.975	18.953	31.835	<b>1'25.763</b> B
35)	11'11.406	18.997	25.975	<b>11'56.378</b>
36)	35.442	18.671	25.584	<b>1'19.697</b>
37)	33.163	17.956	24.848	<b>1'15.967</b>
38)	33.007	17.803	24.619	<b>1'15.429</b>
39)	32.666	17.630	25.474	<b>1'15.770</b>
40)	32.456	17.278	24.302	<b>1'14.036</b>
41)	35.045	17.207	24.108	<b>1'16.360</b>
42)	32.043	17.054	24.042	<b>1'13.139</b>
43)	32.007	17.128	24.955	<b>1'14.090</b>
44)	32.104	17.037	24.252	<b>1'13.393</b>
45)	31.844	16.989	23.656	<b>1'12.489</b>
46)	31.642	16.827	23.913	<b>1'12.382</b>
47)	31.452	17.081	35.492	<b>1'24.025</b> B
48)	24'21.615	19.124	25.334	<b>25'06.073</b>
49)	31.833	16.813	23.512	<b>1'12.158</b>
50)	31.173	16.458	23.053	<b>1'10.684</b>
51)	30.648	16.123	22.680	<b>1'09.451</b>
52)	30.116	15.953	22.413	<b>1'08.482</b>
53)	29.734	15.808	22.225	<b>1'07.767</b>
54)	37.716	25.133	24.085	<b>1'26.934</b>
55)	30.249	15.892	23.648	<b>1'09.789</b>



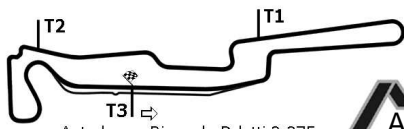
GIRO	VEL	SETT.1	SETT.2	FINISH	TEMPO	GIRO	VEL	SETT.1	SETT.2	FINISH	TEMPO
56)		29.851	15.816	22.260	<b>1'07.927</b>						
57)		29.738	26.431	27.167	<b>1'23.336</b> B						
58)	15'	19.381	17.551	23.681	<b>16'00.613</b>						
59)		30.436	15.981	22.407	<b>1'08.824</b>						
60)		29.912	15.851	22.091	<b>1'07.854</b>						
61)		29.845	15.757	22.106	<b>1'07.708</b>						
62)		30.298	15.920	22.160	<b>1'08.378</b>						
63)		29.807	15.592	21.976	<b>1'07.375</b>						
64)		30.341	15.630	22.005	<b>1'07.976</b>						
65)		29.586	15.390	21.925	<b>1'06.901</b>						
66)		29.567	16.297	26.493	<b>1'12.357</b> B						
67)	9'	14.173	17.135	23.481	<b>9'54.789</b>						
68)		31.000	15.986	23.883	<b>1'10.869</b>						
69)		30.162	15.833	22.063	<b>1'08.058</b>						
70)		29.663	15.775	21.976	<b>1'07.414</b>						
71)		30.475	15.765	23.271	<b>1'09.511</b>						
72)		31.994	18.947	35.053	<b>1'25.994</b> B						
73)	5'	15.483	16.799	23.727	<b>5'56.009</b>						
74)		29.845	15.673	22.263	<b>1'07.781</b>						
75)		29.570	15.636	22.178	<b>1'07.384</b>						
76)		29.397			<b>1'06.731</b>						
77)					<b>1'06.744</b>						
78)					<b>1'22.551</b>						
79)					<b>1'11.206</b>						
80)					<b>1'07.637</b>						
81)					<b>1'07.458</b>						
82)					<b>1'07.294</b>						
83)		29.338	15.442	21.737	<b>1'06.517</b>						
84)		29.386	15.393	21.862	<b>1'06.641</b>						
85)		29.304	17.127	21.925	<b>1'08.356</b>						
86)		30.096	15.572	21.946	<b>1'07.614</b>						
87)		29.719	15.578	21.815	<b>1'07.112</b>						
88)		29.326	15.402	21.831	<b>1'06.559</b>						
89)		30.017	15.459	26.120	<b>1'11.596</b> B						



## ANALISI DEI TEMPI PROVE LIBERE POMERIGGIO

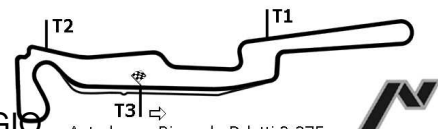


GIRO	VEL	SETT.1	SETT.2	FINISH	TEMPO	GIRO	VEL	SETT.1	SETT.2	FINISH	TEMPO
<b>53 MARCIELLO Raffaele</b>						56)		29.134	15.788	25.893	<b>1'10.815</b> B
JD MOTORSPOR FORMULA ABAR						57)		17'02.466	15.939	22.163	<b>17'40.568</b>
1)	10'09.658	19.858	26.938	<b>1'22.342</b>		58)		29.274	15.435	22.178	<b>1'06.887</b>
2)	33.905	19.909	26.970	<b>1'20.784</b>		59)		29.186	15.285	21.533	<b>1'06.004</b>
3)	33.700	19.498	26.615	<b>1'19.813</b>		60)		28.903	15.136	21.440	<b>1'05.479</b>
4)	33.936	19.278	26.496	<b>1'19.710</b>		61)		28.939	15.268	21.566	<b>1'05.773</b>
5)	34.017	19.355	26.214	<b>1'19.586</b>		62)		28.871	15.244	21.616	<b>1'05.731</b>
6)	34.002	19.744	26.590	<b>1'20.336</b>		63)		28.955	15.974	27.319	<b>1'12.248</b> B
7)	35.002	19.578	26.660	<b>1'21.240</b>		64)		11'27.282	16.711	22.899	<b>12'06.892</b>
8)	34.501	19.149	26.528	<b>1'20.178</b>		65)		29.728	15.832	22.000	<b>1'07.560</b>
9)	34.123	19.480	26.048	<b>1'19.651</b>		66)		29.448	16.296	22.316	<b>1'06.060</b>
10)	34.219	20.318	30.889	<b>1'25.426</b> B		67)		29.073	15.294	21.513	<b>1'05.880</b>
11)	12'43.036	19.420	26.612	<b>13'29.068</b>		68)		29.113	15.297	21.986	<b>1'06.396</b>
12)	33.665	18.729	26.356	<b>1'18.750</b>		69)		30.717	19.016	33.710	<b>1'23.443</b> B
13)	33.615	19.108	26.398	<b>1'19.121</b>		70)					<b>12'22.385</b>
14)	33.694	18.913	26.511	<b>1'19.118</b>		71)					<b>1'07.330</b>
15)	33.594	18.634	26.006	<b>1'18.234</b>		72)					<b>1'05.570</b>
16)	33.342	18.847	26.051	<b>1'18.240</b>		73)					<b>1'06.568</b>
17)	33.633	19.172	25.790	<b>1'18.595</b>		74)		29.371	15.165	21.654	<b>1'06.190</b>
18)	33.216	18.526	25.781	<b>1'17.523</b>		75)		28.768	15.224	22.026	<b>1'06.018</b>
19)	34.090	19.845	30.145	<b>1'24.080</b> B		76)		28.736	15.166	21.137	<b>1'05.039</b>
20)	8'42.824	19.558	26.296	<b>9'28.678</b>		77)		28.683	16.100	21.246	<b>1'06.029</b>
21)	33.717	19.135	26.654	<b>1'19.506</b>		78)		28.625	15.115	21.124	<b>1'04.864</b>
22)	33.764	18.828	25.999	<b>1'18.591</b>		79)		28.636	15.313	21.287	<b>1'05.236</b>
23)	38.864	23.046	26.224	<b>1'28.134</b>		80)		28.483	15.151	21.328	<b>1'04.962</b>
24)	33.420	18.773	25.702	<b>1'17.895</b>		81)		28.548	16.040	24.836	<b>1'09.424</b>
25)	34.450	20.854	31.084	<b>1'26.388</b> B		82)		28.446	15.058	21.262	<b>1'04.766</b>
26)	6'29.989	18.708	25.890	<b>7'14.587</b>		83)		29.540	15.289	26.345	<b>1'11.174</b> B
27)	33.451	19.140	25.506	<b>1'18.097</b>							
28)	33.350	18.367	25.830	<b>1'17.547</b>							
29)	34.669	19.424	25.802	<b>1'19.895</b>							
30)	34.620	19.691	26.417	<b>1'20.728</b>							
31)	33.436	18.487	25.429	<b>1'17.352</b>							
32)	33.629	18.562	25.398	<b>1'17.589</b>							
33)	33.366	18.088	25.368	<b>1'16.822</b>							
34)	33.393	18.396	25.839	<b>1'17.628</b>							
35)	33.114	18.295	25.158	<b>1'16.567</b>							
36)	33.799	19.967	28.553	<b>1'22.319</b> B							
37)	11'07.627	19.493	25.691	<b>11'52.811</b>							
38)	33.864	18.325	25.008	<b>1'17.197</b>							
39)	33.565	18.291	25.703	<b>1'17.559</b>							
40)	32.627	17.735	24.729	<b>1'15.091</b>							
41)	32.551	18.028	24.955	<b>1'15.534</b>							
42)	33.270	18.282	25.002	<b>1'16.554</b>							
43)	32.967	17.928	24.641	<b>1'15.536</b>							
44)	33.431	17.644	24.999	<b>1'16.074</b>							
45)	32.972	17.658	28.888	<b>1'19.518</b> B							
46)	52'12.108	19.888	24.590	<b>52'56.586</b>							
47)	32.770	17.511	23.394	<b>1'13.675</b>							
48)	32.591	16.441	22.645	<b>1'11.677</b>							
49)	29.996	16.007	22.191	<b>1'08.194</b>							
50)	29.324	16.069	22.020	<b>1'07.413</b>							
51)	31.537	15.716	22.707	<b>1'09.960</b>							
52)	29.540	15.859	22.091	<b>1'07.490</b>							
53)	30.317	15.447	21.853	<b>1'07.617</b>							
54)	29.517	15.729	21.646	<b>1'06.892</b>							
55)	29.124	15.360	21.582	<b>1'06.066</b>							



Autodromo Riccardo Paletti 2.375m.

## ANALISI DEI TEMPI PROVE LIBERE POMERIGGIO



Autodromo Riccardo Paletti 2.375m.

GIRO VEL SETT.1 SETT.2 FINISH TEMPO

GIRO VEL SETT.1 SETT.2 FINISH TEMPO

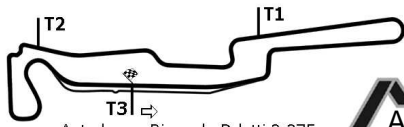
### 54 CARLO

CO2 MOTORSPORT FORMULA RENA

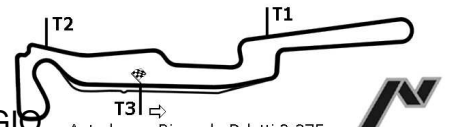
1)	11'51.863	22.050	33.515	<b>1'36.748</b>
2)	41.890			<b>1'35.406</b>
3)	39.300			<b>1'31.311</b>
4)	39.549			<b>1'32.301</b>
5)	42.037			<b>1'36.708</b>
6)	37.889			<b>1'33.708</b>
7)	41.946			<b>1'33.860</b>
8)	41.589			<b>1'37.847</b>
9)	40.529			<b>1'34.329</b>
10)	40.232			<b>1'31.748</b>
11)	38.119			<b>1'33.089</b>
12)	39.372			<b>1'37.028 B</b>
13)	13'33.864			<b>14'27.659</b>
14)	37.774			<b>1'30.455</b>
15)	39.234			<b>1'29.878</b>
16)	2'06.284	21.195	29.640	<b>2'57.119</b>
17)	2'06.526			<b>2'56.258</b>
18)	36.810	20.552	29.639	<b>1'27.001</b>
19)	36.976	20.336	28.974	<b>1'26.286</b>
20)	41.065	20.892	33.883	<b>1'35.840 B</b>
21)	22'20.323	21.455	30.352	<b>23'12.130</b>
22)	36.860	29.702	34.853	<b>1'41.415 B</b>
23)	3'00.334			<b>3'50.081</b>
24)	36.359	20.204	32.553	<b>1'29.116 B</b>
25)	7'19.582	20.302	28.766	<b>8'08.650</b>
26)	36.386	1'25.826	30.092	<b>2'32.304</b>
27)	37.112	20.454	31.269	<b>1'28.835</b>
28)	36.958	20.297	29.296	<b>1'26.551</b>
29)	36.816			<b>1'26.164</b>
30)	38.721	20.844	28.698	<b>1'28.263</b>
31)	36.153	21.508	29.940	<b>1'27.601</b>
32)			37.864	<b>3'39.764 B</b>
33)	43'48.467	19.788	25.705	<b>44'33.960</b>
34)	33.484	18.357	25.597	<b>1'17.438</b>
35)	32.879	19.118	25.198	<b>1'17.195</b>
36)	32.792	18.732	24.687	<b>1'16.211</b>
37)	32.226	18.138	24.388	<b>1'14.752</b>
38)	32.551	18.001	25.252	<b>1'15.804</b>
39)	32.267	18.483	25.426	<b>1'16.176</b>
40)	32.415	17.834	24.337	<b>1'14.586</b>
41)	31.936	17.889	24.306	<b>1'14.131</b>
42)	32.509	18.242	34.011	<b>1'24.762 B</b>
43)	27'57.389	22.858	28.498	<b>28'48.745</b>
44)	36.127	20.611	25.994	<b>1'22.732</b>
45)	32.665	17.652	30.756	<b>1'21.073 B</b>
46)	4'33.917	19.944	30.310	<b>5'24.171 B</b>
47)	8'53.562			<b>9'47.240 B</b>
48)				<b>10'48.918</b>
49)				<b>1'12.229</b>
50)				<b>1'20.887</b>
51)				<b>1'11.308</b>
52)				<b>1'10.730</b>
53)			23.169	<b>1'11.429</b>
54)	31.161			<b>1'11.542</b>
55)	30.638	16.929	23.000	<b>1'10.567</b>

---

<i>GIRO</i>	<i>VEL</i>	<i>SETT.1</i>	<i>SETT.2</i>	<i>FINISH</i>	<i>TEMPO</i>	<i>GIRO</i>	<i>VEL</i>	<i>SETT.1</i>	<i>SETT.2</i>	<i>FINISH</i>	<i>TEMPO</i>
56)		31.166	17.590	23.058	<b>1'11.814</b>						
57)		31.365	16.589	22.984	<b>1'10.938</b>						
58)		30.388	16.113	22.997	<b>1'09.498</b>						
59)		30.680	16.466	22.918	<b>1'10.064</b>						
60)		30.251	17.698	23.103	<b>1'11.052</b>						
61)		30.387	16.430	22.944	<b>1'09.761</b>						



**ANALISI DEI TEMPI PROVE LIBERE POMERIGGIO**

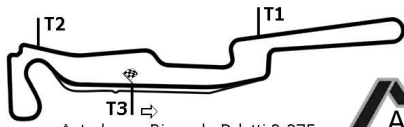


GIRO VEL SETT.1 SETT.2 FINISH TEMPO

GIRO VEL SETT.1 SETT.2 FINISH TEMPO

**81 PAGANI Gilles**  
ALAN RACING FORMULA ABAR


1)	58'25.566				<b>1'19.412</b>
2)	33.331				<b>1'16.369</b>
3)	33.127				<b>1'15.722</b>
4)	32.938				<b>1'15.239</b>
5)	32.425				<b>1'14.520</b>
6)	34.790				<b>1'16.717</b>
7)	31.874				<b>1'13.740</b>
8)	32.162	17.407	24.245		<b>1'13.814</b>
9)	32.216				<b>1'14.203</b>
10)	32.143	17.052	24.091		<b>1'13.286</b>
11)	32.100	26.604	29.778		<b>1'28.482</b> B
12)	6'47.733				<b>7'30.750</b>
13)	31.767				<b>1'13.314</b>
14)	30.949				<b>1'12.271</b>
15)	38.270				<b>1'19.764</b>
16)	31.735				<b>1'13.541</b>
17)	31.756				<b>7'11.290</b> B
18)	38'25.748				<b>39'25.240</b>
19)	39.414	18.865	25.153		<b>1'23.432</b>
20)	30.777	16.928	23.369		<b>1'11.074</b>
21)	30.023	16.113	22.941		<b>1'09.077</b>
22)	29.892	30.336	28.735		<b>1'28.963</b>
23)	31.695				<b>1'20.847</b> B
24)	7'50.823	21.196	23.864		<b>8'35.883</b>
25)	30.794				<b>1'09.797</b>
26)	29.639	16.267	22.194		<b>1'08.100</b>
27)	29.860	15.967	22.105		<b>1'07.932</b>
28)	29.813	5'17.533	1'00.295		<b>6'47.641</b> B
29)	13'04.036	20.509	25.224		<b>13'49.769</b>
30)	32.020				<b>1'11.877</b>
31)	29.795				<b>1'08.185</b>
32)	29.442	16.300	22.389		<b>1'08.131</b>
33)	29.815				<b>1'08.051</b>
34)	30.367	15.823	22.134		<b>1'08.324</b>
35)	29.723	15.612	22.279		<b>1'07.614</b>
36)	29.613				<b>1'07.322</b>
37)	31.236	16.033	22.334		<b>1'09.603</b>



Autodromo Riccardo Paletti 2.375m.



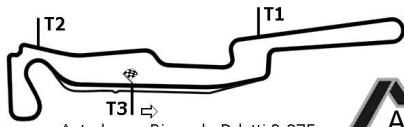
ANALISI DEI TEMPI PROVE LIBERE POMERIGGIO



Autodromo Riccardo Paletti 2.375m.

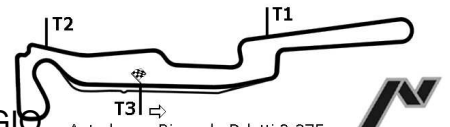


GIRO	VEL	SETT.1	SETT.2	FINISH	TEMPO	GIRO	VEL	SETT.1	SETT.2	FINISH	TEMPO
<b>87 CONCORRENTE 1</b>						56)		30.681	16.871	22.987	<b>1'10.539</b>
DIEGI						57)		30.193	16.337	22.851	<b>1'09.381</b>
FORMULA ABAR						58)		29.955	16.310	22.580	<b>1'08.845</b>
1)	16'37.731	22.275	29.112		<b>1'28.644</b>	59)		29.934	16.183	22.578	<b>1'08.695</b>
2)	36.152	20.218	27.982		<b>1'24.352</b>	60)		29.978	16.013	22.298	<b>1'08.289</b>
3)	35.480	19.998	28.169		<b>1'23.647</b>						
4)	35.059	21.198	27.567		<b>1'23.824</b>						
5)	35.116	19.740	27.553		<b>1'22.409</b>						
6)	35.653	19.850	28.143		<b>1'23.646</b>						
7)	35.279	19.970	27.476		<b>1'22.725</b>						
8)	43.544	20.237	28.667		<b>1'32.448</b>						
9)	37.101	20.201	35.384		<b>1'32.686 B</b>						
10)	9'24.111	20.042	28.659		<b>10'12.812</b>						
11)	34.744	19.967	28.328		<b>1'23.039</b>						
12)	34.833	20.372	27.778		<b>1'22.983</b>						
13)	34.949	19.574	27.890		<b>1'22.413</b>						
14)	34.903	19.438	27.698		<b>1'22.039</b>						
15)	39.915	19.690	27.617		<b>1'27.222</b>						
16)	35.481	19.580	27.628		<b>1'22.689</b>						
17)	35.071	19.531	27.766		<b>1'22.368</b>						
18)	34.688	19.660	27.412		<b>1'21.760</b>						
19)	36.624	19.666	27.362		<b>1'23.652</b>						
20)	35.123	19.651	34.078		<b>1'28.852 B</b>						
21)	9'40.561	20.446	28.174		<b>10'29.181</b>						
22)	34.584	19.385	27.892		<b>1'21.861</b>						
23)	34.226	19.288	27.362		<b>1'20.876</b>						
24)	34.739	19.424	27.413		<b>1'21.576</b>						
25)	34.370	19.259	27.347		<b>1'20.976</b>						
26)	34.397	19.237	27.916		<b>1'21.550</b>						
27)	35.266	19.127	27.678		<b>1'22.071</b>						
28)	34.442	19.186	27.821		<b>1'21.449</b>						
29)	39.016	19.447	27.341		<b>1'25.804</b>						
30)	37.180	20.802	27.737		<b>1'25.719</b>						
31)	35.784	19.249	27.566		<b>1'22.599</b>						
32)	34.304	19.221	27.813		<b>1'21.338</b>						
33)	34.662	19.258	27.762		<b>1'21.682</b>						
34)	36.941	20.706	27.742		<b>1'25.389</b>						
35)	44.232	20.314	33.942		<b>1'38.488 B</b>						
36)	29'49.559	22.562	28.987		<b>:30'41.108</b>						
37)	34.360	18.789	34.693		<b>1'27.842 B</b>						
38)	11'52.064	18.734	25.192		<b>12'35.990</b>						
39)	32.260	17.798	24.445		<b>1'14.503</b>						
40)	31.441	17.445	23.606		<b>1'12.492</b>						
41)	31.109	16.881	23.651		<b>1'11.641</b>						
42)	30.661	16.950	23.043		<b>1'10.654</b>						
43)	30.662	17.023	22.974		<b>1'10.659</b>						
44)	30.759	17.174	23.815		<b>1'11.748</b>						
45)	30.730	17.227	23.753		<b>1'11.710</b>						
46)	6'56.222	17.511	23.437		<b>7'37.170</b>						
47)	30.892	16.956	23.047		<b>1'10.895</b>						
48)	30.233	16.476	22.987		<b>1'09.696</b>						
49)	30.076	16.273	22.739		<b>1'09.088</b>						
50)	29.899	16.586	23.027		<b>1'09.512</b>						
51)	30.009	16.205	22.730		<b>1'08.944</b>						
52)	30.027	19.315	23.212		<b>1'12.554</b>						
53)	30.018	16.592	28.015		<b>1'14.625 B</b>						
54)	19'31.930	17.588	23.819		<b>20'13.337</b>						
55)	33.374	17.011	22.877		<b>1'13.262</b>						



Autodromo Riccardo Paletti 2.375m.

## ANALISI DEI TEMPI PROVE LIBERE POMERIGGIO



Autodromo Riccardo Paletti 2.375m.

GIRO VEL SETT.1 SETT.2 FINISH TEMPO

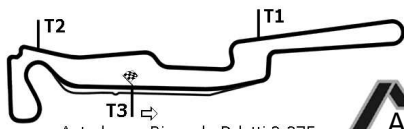
GIRO VEL SETT.1 SETT.2 FINISH TEMPO

**121 GILARDONI Kevin**  
CRAM COMPETI FORMULA ABAR

1)	7'33.214	20.902	28.399	<b>1'25.575</b>
2)	2'00.399	20.325	27.441	<b>2'48.165</b>
3)	37.256	20.428	27.461	<b>1'25.145</b>
4)	34.932	20.273	27.259	<b>1'22.464</b>
5)	34.426	19.999	27.288	<b>1'21.713</b>
6)	34.502	19.594	27.324	<b>1'21.420</b>
7)	34.564	19.933	26.993	<b>1'21.490</b>
8)	36.761	20.292	27.479	<b>1'24.532</b>
9)	37.567	20.285	27.486	<b>1'25.338</b>
10)	34.964	19.877	27.270	<b>1'22.111</b>
11)	35.166	20.388	28.048	<b>1'23.602</b>
12)	37.261	21.000	27.584	<b>1'25.845</b>
13)	34.611	19.943	26.809	<b>1'21.363</b>
14)	34.351	19.622	26.944	<b>1'20.917</b>
15)	34.182	19.681	34.045	<b>1'27.908 B</b>
16)	7'39.659	22.090	31.661	<b>8'33.410</b>
17)	35.363	20.644	28.556	<b>1'24.563</b>
18)	34.810	19.841	27.576	<b>1'22.227</b>
19)	34.512	19.768	27.630	<b>1'21.910</b>
20)	34.726	20.980	30.829	<b>1'26.535 B</b>
21)	23'33.774	20.490	27.392	<b>24'21.656</b>
22)	34.671	19.909	26.823	<b>1'21.403</b>
23)	34.390	19.536	27.156	<b>1'21.082</b>
24)	40.620	20.002	26.746	<b>1'27.368</b>
25)	34.180	19.573	26.895	<b>1'20.648</b>
26)	34.443	19.898	27.069	<b>1'21.410</b>
27)	34.412	19.593	26.340	<b>1'20.345</b>
28)	35.050	19.871	29.344	<b>1'24.265 B</b>
29)	25'14.927	19.955	26.856	<b>26'01.738</b>
30)	33.997	19.162	25.924	<b>1'19.083</b>
31)	33.645	19.640	26.023	<b>1'19.308</b>
32)	33.564	18.679	25.542	<b>1'17.785</b>
33)	33.099	20.099	31.419	<b>1'24.617 B</b>
34)	1'23.601	18.799	25.736	<b>2'08.136</b>
35)	33.049	18.421	25.164	<b>1'16.634</b>
36)	33.008	18.268	25.125	<b>1'16.401</b>
37)	32.674	17.912	24.941	<b>1'15.527</b>
38)	32.433	17.844	24.871	<b>1'15.148</b>
39)	32.714	17.608	24.767	<b>1'15.089</b>
40)	32.347	17.627	24.628	<b>1'14.602</b>
41)	32.366			<b>1'14.876</b>
42)	33.099	18.412	24.665	<b>1'16.176</b>
43)	32.346	17.630	28.839	<b>1'18.815 B</b>
44)	38'11.842	19.761	26.468	<b>38'58.071</b>
45)	59.392			<b>1'43.605</b>
46)	31.703	16.799	22.843	<b>1'11.345</b>
47)	30.093	16.087	22.375	<b>1'08.555</b>
48)	29.750	15.802	22.161	<b>1'07.713</b>
49)	29.471	15.709	22.278	<b>1'07.458</b>
50)	29.930	15.600	22.082	<b>1'07.612</b>
51)	29.466	15.578	22.031	<b>1'07.075</b>
52)	29.293	15.554	21.819	<b>1'06.666</b>
53)	29.357	15.424	21.831	<b>1'06.612</b>
54)	1'38.176	16.440	28.442	<b>2'23.058 B</b>
55)	12'40.401	17.242	23.237	<b>13'20.880</b>

GIRO	VEL	SETT.1	SETT.2	FINISH	TEMPO	GIRO	VEL	SETT.1	SETT.2	FINISH	TEMPO
56)		31.159	16.853	22.581	<b>1'10.593</b>						
57)		29.678	17.122	23.090	<b>1'09.890</b>						
58)		29.409	15.485	21.891	<b>1'06.785</b>						
59)		29.275	15.612	21.830	<b>1'06.717</b>						
60)		29.339	15.472	21.820	<b>1'06.631</b>						
61)		29.244	15.476	21.981	<b>1'06.701</b>						
62)		29.285	15.388	21.947	<b>1'06.620</b>						
63)		29.747	16.167	23.552	<b>1'09.466</b>						
64)	8'18.070	17.069	22.606		<b>8'57.745</b>						
65)		29.737	15.535	21.996	<b>1'07.268</b>						
66)		29.476	15.466	21.906	<b>1'06.848</b>						
67)		29.202	15.335	21.794	<b>1'06.331</b>						
68)		29.309	15.358	21.760	<b>1'06.427</b>						
69)		29.651	15.743	28.623	<b>1'14.017</b> B						
70)	6'29.412	21.025	27.018		<b>7'17.455</b>						
71)		30.446			<b>1'10.513</b>						
72)		29.386			<b>1'06.358</b>						
73)		28.977			<b>1'05.790</b>						
74)					<b>1'05.668</b>						
75)					<b>1'05.469</b>						
76)					<b>1'05.355</b>						
77)					<b>1'08.730</b>						
78)					<b>1'05.529</b>						
79)					<b>1'09.813</b>						
80)		28.925	15.253	21.258	<b>1'05.436</b>						
81)		28.911	15.240	22.448	<b>1'06.599</b>						
82)		34.171			<b>1'17.589</b> B						
83)	4'25.197	15.883	22.116		<b>5'03.196</b>						
84)		30.389	15.486	21.615	<b>1'07.490</b>						
85)		28.999	15.220	21.553	<b>1'05.772</b>						

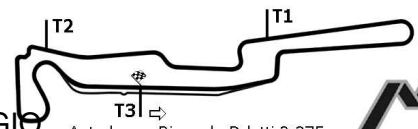




Autodromo Riccardo Paletti 2.375m.



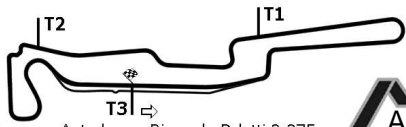
ANALISI DEI TEMPI PROVE LIBERE POMERIGGIO



Autodromo Riccardo Paletti 2.375m.



GIRO	VEL	SETT.1	SETT.2	FINISH	TEMPO	GIRO	VEL	SETT.1	SETT.2	FINISH	TEMPO	
<b>144</b>	<b>PALMERI Eugenio</b>					56)						<b>1'05.171</b>
	LINE RAGE	FORMULA 3				57)						<b>1'05.992</b>
1)	16'32.861	21.526	29.942		<b>1'29.602</b>	58)						<b>1'05.401</b>
2)	35.127	19.620	27.005		<b>1'21.752</b>	59)						<b>1'04.920</b>
3)	34.419	19.034	26.512		<b>1'19.965</b>	60)						<b>1'05.061</b>
4)	49.361	19.641	26.787		<b>1'35.789</b>	61)						<b>1'26.407</b>
5)	34.440	19.804	27.257		<b>1'21.501</b>	62)						<b>1'05.254</b>
6)	34.023	20.402	27.189		<b>1'21.614</b>							
7)	40.197	19.728	27.885		<b>1'27.810</b>							
8)	33.477	19.667	26.280		<b>1'19.424</b>							
9)	33.900	18.834	33.904		<b>1'26.638</b> B							
10)	7'25.864	21.279	27.675		<b>8'14.818</b>							
11)					<b>1'22.899</b>							
12)					<b>1'20.714</b>							
13)					<b>1'19.934</b>							
14)					<b>1'19.852</b>							
15)					<b>1'18.344</b>							
16)					<b>1'18.760</b>							
17)					<b>1'17.536</b>							
18)					<b>1'18.718</b>							
19)					<b>1'28.694</b> B							
20)	16'31.301	18.638	25.623		<b>17'15.562</b>							
21)	33.118	17.781	24.819		<b>1'15.718</b>							
22)	32.517	17.752	24.785		<b>1'15.054</b>							
23)	32.802	17.436	24.264		<b>1'14.502</b>							
24)	31.855	17.179	24.064		<b>1'13.098</b>							
25)	31.632	17.006	24.053		<b>1'12.691</b>							
26)	31.484	16.736	23.765		<b>1'11.985</b>							
27)	31.168	16.696	23.701		<b>1'11.565</b>							
28)	31.095	16.780	24.071		<b>1'11.946</b>							
29)	31.288	16.840	23.988		<b>1'12.116</b>							
30)	31.016	16.437	23.610		<b>1'11.063</b>							
31)	31.152	16.727	23.426		<b>1'11.305</b>							
32)	30.642	16.447	23.215		<b>1'10.304</b>							
33)	30.524	16.640	23.418		<b>1'10.582</b>							
34)	31.253	17.320	32.537		<b>1'21.110</b>							
35)	30.843				<b>1'10.627</b>							
36)					<b>57'51.633</b>							
37)					<b>1'15.444</b>							
38)					<b>1'09.196</b>							
39)					<b>1'08.362</b>							
40)					<b>1'07.165</b>							
41)					<b>1'06.748</b>							
42)					<b>1'06.130</b>							
43)					<b>1'06.318</b>							
44)					<b>1'05.923</b>							
45)			22.466		<b>7'42.541</b>							
46)					<b>1'06.378</b>							
47)					<b>1'06.800</b>							
48)					<b>1'11.395</b>							
49)					<b>2'06.687</b>							
50)					<b>1'08.958</b>							
51)					<b>1'05.433</b>							
52)					<b>1'05.670</b>							
53)					<b>1'05.822</b>							
54)	28.446				<b>1'05.077</b>							
55)	28.403				<b>1'05.201</b>							




Autodromo Riccardo Paletti 2.375m.



# ANALISI DEI TEMPI PROVE LIBERE POMERIGGIO

GIRO VEL SETT.1 SETT.2 FINISH TEMPO



Autodromo Riccardo Paletti 2.375m.



GIRO VEL SETT.1 SETT.2 FINISH TEMPO

IL DSC: Rapi Andrea